

1983

MEDIA GUIDE



TULSA ROUGHNECKS

\$2



**take
your
cap off
to**



**and
to**

**your '83
Roughnecks**

ROUGHNECKS '83 SCHEDULE



DATE	DAY	OPPONENT	TULSA TIME
APRIL			
22	Fri.	Tampa Bay	T.V.—7:00
30	Sat.	TAMPA	7:30
MAY			
8	Sun.	Team America	T.V.—4:00
11	Wed.	Montreal	
15	Sun.	New York	T.V.—1:30
21	Sat.	NEW YORK	7:30
25	Wed.	MONTREAL	T.V.—7:30
30	Mon.	Golden Bay	
JUNE			
1	Wed.	Vancouver	
4	Sat.	TEAM AMERICA	7:30
8	Wed.	FT. LAUDERDALE	7:30
12	Sun.	San Diego	T.V.—9:30
18	Sat.	CHICAGO	7:30
25	Sat.	FT. LAUDERDALE	T.V.—7:00
29	Wed.	SAN DIEGO	7:30
JULY			
3	Sun.	SEATTLE	7:30
6	Wed.	Toronto	
9	Sat.	Chicago	T.V.—7:30
13	Wed.	CHICAGO	7:30
17	Sun.	New York	T.V.—6:00
23	Sat.	FT. LAUDERDALE	7:30
27	Wed.	Seattle	
30	Sat.	VANCOUVER	7:30
AUGUST			
6	Sat.	GOLDEN BAY	T.V.—7:30
13	Sat.	TORONTO	7:30
17	Wed.	TAMPA	7:30
21	Sun.	Team America	T.V.—1:30
27	Sat.	Ft. Lauderdale	T.V.—7:00
31	Wed.	TEAM AMERICA	7:30
SEPTEMBER			
3	Sat.	TAMPA	T.V.—7:00

*Tulsa Time (Central)

ROUGHNECKS 1983 MEDIA GUIDE

Credits

Compiled/Edited Karen Clark, Elven Lindblad,
 Nancy Dye
 Artwork/Typesetting Type Etc., Broken Arrow
 Printing Charlton Printing, Tulsa

TABLE OF CONTENTS

Roughnecks Schedule	1
Table of Contents	2
Tulsa Roughnecks Information	3
Roughneck Organization	
Owners	4
General Manager	5
Coaches	6
Office Staff	7
Club History	8, 9
Terry Talks About 1983 Roughnecks	10
Terry Talks About The Players	11
Dr. Pepper Ad	12
Meet The Players	13
Roughneck Players	14-32
Budweiser Ad	33
Condensed Rules	34, 35
Glossary of Soccer Terms	36, 37
League Schedule	38-40
League Structure Information	41
Roughneck Numerical Roster	42
Roughneck Alphabetical Roster	43
Quik Trip Ad	44
NASL Team Information	45
League Directory	46-56
Season Standings	57
1982 Playoff Results	58
1982 NASL Leading Scorers	59
Tie Breaking Rules	60
Roughneck Record Section	61
1982 Outdoor Statistics	62
1982 Game-By-Game Results	63
1982 Grand Prix Tournament Statistics	64
Grand Prix Game Results	65
Roughnecks Year-By-Year	66-68
Roughnecks Year-By-Year Category Leaders	69
All-Time Category Leaders	70
Coaching Records	70
Individual Records	71
Individual Playoff Records	72
Team Records	73
Team Playoff Records	74
Regular Season Month by Month	75
Home & Away Records	75
Top 20 Career Scoring	75
All-Time Roster	76, 77
College Draft	78
Attendance Records	79
Media Services	80, 81
Tulsa Accommodations	82
Roughnecks on TV & Radio	83
Stadium Information	84

TULSA ROUGHNECKS

Mailing Address: P.O. Box 35190
Tulsa, OK 74153

Office Address: 6243 E. 61st St.
Tulsa, OK 74136

Phone: (918) 494-4625

Telex: 499416 TUL SOKER TUL

Owners Mike Kimbrel, Rick Loewenherz,
Carl Moore, Fred Williams

General Manager Alex Skotarek

Head Coach Terry Hennessey

Assistant Coach Steve Earle

Director of Public Relations Karen Clark

Ass't. Director of Public Relations Nancy Dye

Director of Marketing Jon Terry

Director of Media Relations/Sales Jim Boeh

Ticket Manager Shirley Hafner

Assistant Ticket Manager Linda Maynard

Executive Secretary Kay Watkins

Bookkeeper Hertha Jones

Receptionist Argie Davis

Trainer Larry Egge

Team Physicians Dr. George Mauerman,
Dr. Bruce Stivers, Dr. Percy Smith

Public Address Announcer Rick Couri

Official Photographer Rabbit Hare
Charles Glenn, Steve Jennings

Stadium Skelly (University of Tulsa)

Capacity 41,000

Playing Surface Astro turf

Dimensions 68' x 110'

Team Colors Red/White/Black

Radio KRMG (AM-740)

Radio Announcers Bill Land, Kevin Eagan

Television Cable Channel 17, "IT" TV

Television Announcers Bob Carpenter

Division Southern

Pressbox (918) 582-1905



Dear Member of the Media:

On behalf of the entire Roughnecks' organization welcome to the sixth season of exciting Roughnecks soccer. As owners, we begin our third season still firmly committed to the future of professional soccer and especially to the future of the Roughnecks and their home, Tulsa, Oklahoma.

In this era of instant communications and mass marketing great importance is being given to "market size" in the determination of who is "major league" and who is not. Much has been said and written lately in this regard about Tulsa and its Roughnecks. Most of these discussions unfortunately center on population rather than performance. Little mention is given to the fact that Tulsa in the past four years has never finished less than sixth in the average attendance statistics or that in the Roughnecks five years in Tulsa, they have never failed to make the NASL play-offs or that the Roughnecks television package has always been considered one of the best in the League.

This is not to intimate that all is well in soccer whether we are discussing Tulsa or the Big Apple. Millions of dollars have been spent developing professional soccer in the United States and the rate of return is considerably less than desirable. In this regard, the Roughnecks are no exception. We have made many costly mistakes and no doubt will make more. It is learning from these mistakes that will ultimately alter the course and destiny of our franchise and blossoming sport. To dwell, however, on the financial failure of soccer franchises as some sort of indication of the failure of the sport itself is to totally ignore and forget the historical development of those professional sports which are deemed and reported to be "successful".

Professional soccer, like all professional sports, is a story of people . . . their accomplishments, their failures, their hopes, dreams, and frustrations, their joys and their anguish. This Media Guide records only the results of their athletic efforts, but none of the emotion, drama, sweat and tears which are ultimately boiled down to line scores and record books. Only you, the media, have the opportunity to tell the real stories of these tremendous athletes and the teams which they represent.

The hallmark of the Tulsa Roughnecks' past success has always been an "honest effort". Tulsa has never been considered one of the NASL's premium teams, yet ask other coaches, players and fans about our unrelenting competitive spirit. The 1983 Roughnecks will be bigger, faster, more skilled and a better blend than ever before and so will our "honest effort". The Roughnecks invite you to participate in our '83 season by telling our story as it unfolds.


Respectfully,

CARL MOORE
MIKE KIMBREL
RICK LOEWENHERZ
FRED WILLIAMS

ALEX SKOTAREK

General Manager

One of the most popular and tireless players in Tulsa Roughneck history, Alex Skotarek is in his second season as the club's General Manager. He played 7 years in the NASL, making 134 appearances in regular season play — 67 with the Chicago Sting (1975-77) and 67 with Tulsa (1978-81).



Skotarek briefly "retired" as a right fullback in the 1978 season to become the club's interim head coach. He posted a 7-6 record and led the Roughnecks into the playoffs in the club's first season of competition. Skotarek was named Assistant General Manager prior to the 1981 season and worked in that capacity until his promotion to the top GM job in mid-1982. He also was a soccer camp co-ordinator in Oklahoma for the Dr. Pepper Bottling Company and ran the heavily-attended Roughneck Youth Summer Soccer Camps in Tulsa.

A Michigan State University graduate born in Sindelfingen, Germany, Skotarek earned a niche in American sports trivia annals when the Roughnecks played at Seattle August 1, 1981. Injuries had nearly wiped out Tulsa's defender ranks, so Tulsa's then-Assistant GM had to suit up and played in the second half of that match. As can best be determined, that made Skotarek the first "player-executive" (anything above the rank of "player-manager") in American sports history.

He has worked at a variety of positions and has been involved in almost every facet of the Roughneck organization. From player to coach to the administrative level, he has continued to help develop the Roughnecks into a professional organization that the entire city of Tulsa has and will take pride in.

COACHES

TERRY HENNESSEY

Head Coach

In his third season as Tulsa Roughneck head coach, Terry Hennessey continues to carry a proud tradition — never having a losing season in North American Soccer League regular season competition. Entering the 1983 season, the former Welsh international player and captain had a 23-22 regular seasons mark with the Roughnecks. That 51 per cent winning rate is the best in the club's history and needed 3 more victories to become the winningest coach in club history.


Hennessey is no stranger to Tulsa. He came here in 1979 as the first-ever Roughneck assistant coach, but resigned that summer to accept a coaching position in England. Hennessey returned as Roughneck assistant coach before the 1980-81 indoor season. He was promoted to head coach on July 2, 1981 and guided the Roughnecks into the NASL playoffs with a 7-6 finish, including a 6-0 home record. The 1982 season saw Hennessey's club finish with a 16-16 record and again qualified for the NASL playoffs.

Hennessey is a 15-year veteran of British soccer, proving himself as a leader by being named captain of every club he played for in his professional career. Among the sides he captained was the Welsh National Team, serving as captain in 20 of his 39 international matches for his homeland.

His professional career began at age 17 with Birmingham City. He drew the marking assignment of Manchester City star Dennis Law for his professional debut. He shut down Law, Birmingham City won the match and, eventually, the English League Cup, and a star was born.

Hennessey was transferred to Nottingham Forest in 1965 for 45,000 pounds and was named captain the following season. Nottingham Forest finished as English First Division runner-up and Hennessey scored the club's lone goal in the F.A. Cup semifinals against Tottenham Hotspur. He was later transferred to Derby County for 105,000 pounds and played for Derby County's 1972 English League champions. A severe leg injury forced Hennessey to retire in 1974. During his playing days, Hennessey was rightfully nicknamed "The Velvet Glove" for his smooth, skillful passing, defense, and playmaking abilities.

Hennessey and his wife, Sandra, live in Tulsa. They have two children, Dean, 18; and Samantha, 16.



STEVE EARLE

Assistant Coach

Steve Earle is in his second season as assistant coach of the Tulsa Roughnecks. He handles the chores of scouting, training and recruiting for the Roughnecks, along with directing the Roughneck Youth Soccer Summer Camps.

Earle played for the Roughnecks from 1978 through 1980, scoring 7 goals and 6 assists in 44 outdoor appearances. He ranks 16th in Roughneck career scoring 20 points. The Feltham, England native came to the NASL in 1978 with the Detroit Express before joining the Roughnecks. He earned a spot in Roughnecks trivia as he assisted on the first goal scored in an NASL match in Skelly Stadium as the Detroit Express defeated the Tulsa Roughnecks, 2-1, on April 1, 1978.

Earle was a star during his English soccer career with Fulham FC, being one of only six players to score 100 goals during his playing career with that club. The smooth, skillful forward was transferred to Leicester City and led that club in goal-scoring.

Earle and his wife, Jacqueline, live in Tulsa. They have two children, Stephen, 13; and James, 10.



THE STAFF



KAREN CLARK
Director of Public Relations



JON TERRY
Marketing Director



NANCY DYE
Asst. Director
of Public Relations



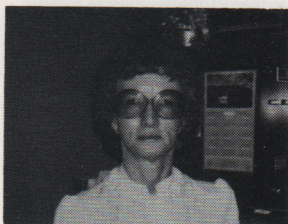
JIM BOEH
Director of Media Relations/Sales



SHIRLEY HAFNER
Ticket Manager




LINDA MAYNARD
Asst. Ticket Manager



HERTHA JONES
Bookkeeper



LARRY EGGE
Trainer



KAY WATKINS
Executive Secretary



ARGIE DAVIS
Receptionist

CLUB HISTORY

1978: The franchise that was previously based in San Antonio and Hawaii finally found a home in Tulsa, Oklahoma. The Tulsa Roughnecks had a 15-15 record and finished second in the National Conference's Second Division behind the Minnesota Kicks. Striker Billy Caskey led the Roughnecks in scoring with 11 goals and 8 assists for 30 points, followed closely by midfielder Nino Zec with 9 goals and 9 assists for 27 points. Goalkeeper Colin Boulton's 1.39 goals-against average was 9th in the NASL and he tied for the league's lead in shutouts with 10.

Defender Alex Skotarek briefly hung up his boots to replace Bill Foulkes as Roughneck head coach. Skotarek did his job well, spurring 3-1 loss at Minnesota in the playoffs ended Tulsa's season. Nevertheless, the seed of success was not only planted that season, but bloomed quickly and beautifully. After a crowd of 5,872 for the season-opening 2-1 loss to the Detroit Express, attendance skyrocketed to a season-high 19,898 for a 4-0 victory over the Houston Hurricane.

1979: Alan Hinton was the new Roughneck coach and the team finished third in the NC Central Division with a 14-16 record. Tulsa jumped to 4-0 start, then slumped and lost 9 of its next 13 games and scrambled to get a playoff berth as the season ended. Midfielder Wayne Hughes led Roughneck scorers with 12 goals and 9 assists for 33 points, including a league-record 3 penalty-kick goals in one game against Dallas. Winger Alan Woodward led Tulsa in assists (12) and kept the fans on their feet with precision passing and cannon-like shots. Attendance continued to grow, topped by a crowd of 30,162 to see the New York Cosmos edge Tulsa, 3-2.

The story of the 1979 season, to many Tulsa soccer followers, was the playoffs — the "second season." Tulsa swept the Minnesota Kicks in two games, then blanked the Cosmos, 2-0, in a rematch at Skelly Stadium. The mighty New York club was 90 minutes from elimination and they needed 3-0 and 3-1 victories along with 76,031 fans to bring the 1979 Roughneck season to an end. The Roughnecks toured Holland, Belgium and England that fall, going 7-7-4 against some of Europe's better clubs.

Tulsa reached the playoffs its first season of NASL Indoor Soccer during the 1979-80 season. The Roughnecks finished with a 7-5 record, third place in the NASL Western Division. Midfield magician Iraj Danaifard led the NASL West in goals (19) and scored 4 goals in the regular season finale against the California Surf to clinch Tulsa's playoff berth. A 3-2 playoff loss at Minnesota ended Tulsa's playoff dreams.

1980: Charlie Mitchell, a defender on the original Roughnecks, returned to Tulsa as the teams' new head coach. The Roughnecks finished third again in the rugged NC Central Division with a 15-17 record. Tulsa jumped to a 9-3 start and led the division for much of the first two months of the season. Both Soccer Bowl 80 finalists — New York Cosmos and Ft. Lauderdale Strikers — were beaten by 2-1 scores in Skelly Stadium. Rugged sweeper Johannes Edvaldsson led Roughneck scorers with 12 goals and 8 assists for 32 points, followed closely by striker Billy Caskey with 10 goals and 9 assists for 29 points.

A mid-summer's nightmare nearly cost the Roughnecks a playoff berth. Crucial injuries and unlucky breaks were the chief culprits behind a club-record 7-game losing streak. In that streak, the first 6 losses were by one goal and four of those one-goal losses came in shootouts. The Roughnecks made up that lost ground in a hurry, winning its final five home matches and outscoring its foes by a 16-3 count in that streak. NASL scoring king Giorgio Chinaglia led the New York Cosmos to a two-game playoff sweep of the Roughnecks, scoring a league-record 6 goals in the final game. New attendance records for a single game (30,822 vs. New York on 4/26/80) and for a single season (316,593) were set at Skelly Stadium by Roughnecks fans.

Roughnecks indoor soccer moved to the Expo Square Pavilion for the 1980-81 season. Tulsa finished with a 9-9 record, second to the California Surf in the NASL Western Division and only one game away from a playoff berth. Alan Woodward led Roughneck scorers with 22 goals and 10 assists for 54 points, followed by defender Barry Wallace with 13 goals and 15 assists for 41 points. Jimmy Kelly's 19 assists was tops for Tulsa. Crowds of over 5,000 came to the Pavilion for 8 of 9 matches, topped by a sellout 6,383 for the match with the Portland Timbers.

1981: A 17-15 record was the best in Roughneck history, yet it was only good enough for third place in the NC Central Division — regarded as the toughest division in the NASL. The story of 1981 was that 13 of Tulsa's 32 matches went into overtime or

shootouts, a dubious NASL record. Tulsa was 13-6 in regulation matches, but was 2-4 in overtimes and 2-5 in shootouts. English standout Duncan McKenzie led Tulsa scorers with 14 goals and 16 assists for 44 points, tied for 9th place among NASL scorers. Dean Neal added 12 goals and 8 assists for Tulsa. Goalkeeper Zeljko Bilecki sparked in the nets for the Roughnecks, finishing 4th in the NASL in goals-against average (1.33) and tying for the league lead in shutouts (9). Midfielder Joe Morrone was named NASL Rookie of the Year and defender Barry Wallace was a second-team NASL All-Star selection.

Terry Hennessey replaced Charlie Mitchell as Roughneck head coach on July 2. Hennessey, an assistant coach with Tulsa previously, finished with a 7-6 record and was 6-0 in regular season play at Skelly Stadium. Tulsa was eliminated in a 2-game sweep by the Minnesota Kicks from the NASL playoffs.

The 1981-82 indoor season was the greatest in Roughneck indoor history. Tulsa was 10-8 and third in the three-team Central Division, yet managed to gain a wild-card playoff berth. The Roughnecks upset the Central Division champion Chicago Sting in a best-of-three playoffs series, then gave the Tampa Bay Rowdies everything they could handle before losing a best-of-three series. Defender Barry Wallace led Tulsa scoring with 21 goals and 25 assists for 67 points, finishing 7th among NASL scorers. Chris McGrath was Tulsa's top goal scorer (25) while Laurie Abrahams contributed 21 goals and 18 assists.

1982: The Roughnecks finished 16-16 for the season, the second-straight winning season and second place in the NASL Southern Division. Offense was Tulsa's middle name as the Roughnecks scored a club-record 69 goals, surpassed by only 3 other NASL clubs. On key in the Roughneck success was winning 5 straight home games in July, outscoring the opposition by a staggering 16-2 count. Another was an 8-4 record against Southern Division foes Tampa Bay, Jacksonville and Ft. Lauderdale. Forward Laurie Abrahams led Roughneck scorers with 17 goals and 10 assists for 44 points, finishing 5th in NASL scoring. Striker Franz Gerber recovered from a half-season of injuries to add 11 goals and 10 assists. Midfielder David Bradford was Tulsa's assist leader (11).

Individual honors were plentiful for the Roughnecks in 1982. Midfielder David McCreery was the first active Roughneck to play in World Cup competition, sparking his Northern Ireland team to the World Cup quarterfinals. Defender Barry Wallace was chosen again for the NASL All-Star second team while Laurie Abrahams was an Honorable Mention pick. Goalkeeper Winston DuBose was 8th in the NASL in goals-against average (1.67) and tied for the league lead in shutouts (9). With a 23-22 record in regular season coaching, Terry Hennessey had the best winning percentage (51.1%) in Roughneck coaching history.

After a controversial denial of admission to the Major Indoor Soccer League for the 1982-83 indoor season, the Roughnecks took part in the 1983 NASL Grand Prix of Indoor Soccer with the Montreal Manic, Tampa Bay Rowdies and Ft. Lauderdale Strikers. The round-robin tournament concluded in February with a championship series in Montreal.



TERRY TALKS ABOUT THE 1983 ROUGHNECKS

Q. How does this club compare to others that you have played for or coached in terms of personnel or style of play?

A. I was fortunate to have played at the highest level of soccer during my playing career. It was a privilege to play with and against many great players at both the league and international level. What I saw in the more successful clubs is what I am trying to achieve here. The rosters of the good clubs have a good mixture of pace, strength, experience and skill.

The overall roster is the most important item for a team, to me. In putting that together, you obviously try to get the right blend. Until certain players understand the moves of their colleagues, then there will be initial mix-ups. If this team plays to its highest level and is consistent, then I believe this could be the best I've coached.

Q. What are the strong points on this year's Roughneck squad?

A. First is a stronger roster. This means that when injuries occur or players have a lack of form, effort or desire, then we will have other players who can come in and do a good job. Competition is the name of the game. I feel that not one player can rest on his laurels or think that he is an automatic choice. I want players fighting for the privilege of playing for the Tulsa Roughnecks.

Q. What are some areas of concern or keys to victory?

A. Our players must go out to play with the confidence that players must display. A confidence bordering on the point of arrogance, but of course, not being stupid. Our players must accept their responsibilities. I will understand if they make mistakes, but I will not accept a lack of effort or a lack of responsibility.

Q. In a nutshell, analyze the team at goalkeeper, defense, midfield and forward.

A. After a nervous start, Winston DuBose played as I expected him to. He showed the qualities I know he has in himself. He must have competition, though; and whether Zeljko Bilecki is sufficiently recovered from his injuries to provide that remains to be seen.

Our defense should be strong throughout. I feel that if we defend to the best of our ability, then we can have a successful season. We will have a variety of different lineups, making this the most important area of the team.

Billy Caskey will be our defensive anchor in midfield with the other players around him playing different roles. Njego Pesa will be used as an attacking midfielder with Carmelo D'Anzi and Todd Saldana pushing him for that spot. We will have enough variety of styles in our players to make for an interesting game.

Finally, our front line players could score a lot of goals for us and cause lots of headaches for our opponents. I am expecting plenty of pace down the flanks from Thompson Usiyan and Zequinha with Laurie Abrahams and Ron Fatcher getting on the end of their crosses and putting the ball into the net. We have variety since Usiyan can be used as a central striker, when needed.

Q. How do the Roughnecks compare to other clubs in their division?

A. With Tampa Bay and Fort Lauderdale in our division, you always know it will be a difficult task to win the title. However, I do think our clubs compares favorably to them. With Team America in our division and if they play well, it could be an interesting race. I'm always positive and my aim is to win the division title, but in reality, I know it's going to be very difficult.

Q. How do you view the rest of the NASL this season?

A. There's lots of quality players in the NASL this year and every team will be difficult to beat. There's no such thing as an easy game. Naturally, the New York Cosmos will be a strong favorite to win the championship, as are the Vancouver Whitecaps. Other good clubs are Tampa Bay, Fort Lauderdale, Chicago, Seattle and Montreal, to name a few. If there's a "sleeper" in the NASL this season, it's the Toronto Blizzard because they have great potential.

TERRY TALKS ABOUT THE PLAYERS

Laurie Abrahams — "Obviously, his priority is to score goals. If we can get the service to him he needs, I believe he will score for us. I think he is the best near-post finisher in the NASL. He does seem to have lost a yard of pace, but if he can regain that, who knows what he can achieve."

Ivan Belfiore — "A nice left-footed shot and not lacking in pace. He must believe in himself more and go out and express himself. He must make a strong effort to acquire the left fullback position in our defense."

Zeljko Bilecki — "He's still trying to get over his unfortunate injury and its after-effects. He can be one of the best keepers around, he's proven that. He must work hard to challenge Winston DuBose for the top spot and must rediscover that desire."

Billy Caskey — "Very strong in the air and in the tackle. Billy will play as a defensive midfielder, taking over for (Northern Ireland World Cupper) David McCreery. This could be a good position for Billy. If he adjusts as I expect him to, then he can do a great job for the team."

Carmelo D'Anzi — "He will challenge our strikers for a starting spot. His height will help us up front. For a big player, he has a very good touch and a tremendous left-footed shot. I want to see him score some exciting goals."

Iraj Danaifard — "He didn't play very much last year due to injuries. He must push himself to get back that yard of pace that is needed. If he does, then he can cause problems for our opponents when he plays left wing."

Winston DuBose — "I was very surprised, but delighted for our club, that Winston didn't get picked for Team America. He works harder than any other keeper I've been associated with. He's very consistent and he's an important part of our team."

Pasquella Fucillo — "He played midfield for Luton Town of the English First Division. A clever, skillful player with great passing ability and good vision. His job will be receiving the ball from the defense, then giving service to our wingers and strikers."

Ron Futcher — "An honest, hard-working player who certainly doesn't lack in skill. He's a proven goal scorer who puts his head in where other dare not. I think he and Laurie will work well together and if they do, I expect them to get plenty of goals."

Adam Krupa — "Adam is another player that has to get over his injury problems as soon as possible. He's shown that he has a lot of talent and that he could be pushing hard for a spot in our midfield."

Terry Moore — "A strong central defender that gave a big boost to our defense when he joined us from Tampa Bay last year. I am expecting him to win most of the high crosses that come into our penalty area."

Victor Moreland — "He's the skipper of our club on the pitch. He leads by example and is a great inspiration, along with Billy Caskey, to the rest of our club. A strong player with lots of skill, he's starting to control his temper and gets into less trouble than he used to. Victor Moreland epitomizes the Roughneck spirit."

Njogo Pesa — "He gave our offense a big boost scoring goals after he joined us from Tampa Bay. His shot is one of the hardest shots I've seen in the NASL. This year, I think he could play the role of attacking midfielder for us. He's a frontline player by nature and I wouldn't hesitate to move him up front."

Gerry Reardon — "Our top collegiate draft choice with great promise as a player. He's very skillful, a good passer and has good vision of the entire offense. Once he builds up his strength, he will be staking a claim to be on the team."

Todd Saldana — "Another player of great promise who should be pushing for a place on the team. He's skillful, can shoot well and strong with either foot. He's starting to understand and execute the basics of this game."

Thompson Usiyan — "To me, Thompson is the first genuine winger in Roughneck history who has pack, skill, heading ability and is also a good goal scorer. I believe he will create and score goals for us and will become a big favorite of Tulsa's fans."


Barry Wallace — "A two-time NASL All-Star (Second Team) with great pace and skill. He's played well at left fullback and as an attacking midfielder. He can play fullback with great ease, but I believe his best position is sweeper and that is where I intend to start him. He may have to change his position at times to suit the needs of the team."

Zequinha — "A very skillful winger with great dribbling abilities and crowd-pleasing moves. He can provide the service to our two front strikers that is needed to win. He will also create competition among the other players on our club and I think his style of play is well-suited to Skelly Stadium."

**Dr
Pepper**[®]

**Dr
Pepper**[®]

Pe



Official Sponsor of
the Tulsa Roughnecks'
Youth Booster Club

10 FL OZ

**Dr
Pepper**[®]

**Dr
Pepper**[®]

Pe



**Meet
the
Players**



O WINSTON DuBOSE



Goalkeeper

27 ... 6' 2" ... 185

Born: 7/28/55

Orlando, FL

Citizenship: American

College: Central Florida Univ.

Roughneck Years: 2nd

NASL Years: 7th

1982: One of the finest professional seasons ... Started all 32 Roughneck matches and set 10 club goalkeeper records (5 in season play, 5 in playoffs) ... Tied with Seattle GK Paul Hammond for NASL shutout championships (9) and was 8th in the league in GAA (1.67) ... Also had one of the better shootout records among league keepers, stopping 11 of 19 attempts ... Among his new records is most consecutive shutout minutes in a play-off series, blanking the New York Cosmos for 178:22, or almost 2 games ... Despite 1-0 loss at Giants Stadium in series finale with Cosmos, he put on a clinic with 11 saves and helped direct a good defensive effort ... Posted a 6.21 GAA in 7 matches during 1983 NASL Grand Prix of Indoor Soccer ...

NASL CAREER: Traded to Tulsa by Tampa Bay Rowdies one week before 1982 season began ... Other player in trade was Kevin Eagan, now the color commentator for Roughneck radio broadcasts ... Career totals over 6 previous NASL seasons are 21 shutouts with a 1.66 GAA in 108 matches ... Played 5 seasons (1977-81) with Tampa Bay Rowdies ... Member of Rowdie clubs that played in 2 Soccer Bowls (78 and 79) ... Lowest season GAA was 1.27 in 15 matches in 1978 ... Ironically, he replaced current Tulsa keeper Zeljko Bilecki as Tampa Bay's starting keeper in 1980 ... His 3 playoff shutouts in 1980 are a Rowdie record ... Member of 1980 U.S. National Team in World Cup qualifying ...

COLLEGE CAREER: Was 3-time All-American at Central Florida University ... Member of East All-Stars in 1976 Senior Bowl ... Chosen by the old San Antonio Thunder franchise in 1977, then acquired in dispersal draft by Tampa Bay ...

PERSONAL: Starting keeper for first NASL exhibition match in Tulsa in 1977 against Dallas Tornado — Dallas won the match, 1-0, but it was instrumental in pro soccer coming to Tulsa ... Hobbies include golf, tennis, racquetball and music ... Popular figure at Tulsa-area youth soccer clinics staged by Roughnecks ... Nicknames are "Winnie" and "Dancin Du" ... Single ...


DuBOSE IN THE NASL/SEASON

YEAR	CLUB	GP	GS	MIN	SV	GA	SH	GAA
1977	Tampa Bay	3	2	197	22	4	0	1.33
1978	Tampa Bay	15	15	1352	68	19	4	1.27
1979	Tampa Bay	13	13	1189	92	24	1	1.84
1980	Tampa Bay	31	31	2845	176	47	6	1.48
1981	Tampa Bay	14	14	1267	60	31	1	2.20
1982	Tulsa	32	32	2960	159	55	9	1.67
6-YEAR TOTALS		108	107	9810	577	180	21	1.66

DuBOSE IN THE NASL/PLAYOFFS

YEAR	CLUB	GP	GS	MIN.	SV	GA	SH	GAA
1978	Tampa Bay	6	6	573	35	10	1	1.66
1979	Tampa Bay	2	0	123	8	2	0	1.46
1980	Tampa Bay	4	4	390	22	7	3	1.61
1982	Tulsa	3	3	270	25	6	1	2.00
4-YEAR TOTALS		15	13	1356	90	25	5	1.66

1 ZELJKO BILECKI



Goalkeeper

33 ... 6' 1" ... 185

Born: 4/28/50

Zagreb, Yugoslavia

Citizenship: Canadian

Roughneck Years: 3rd

NASL Years: 9th

1982: Missed entire season due to complications following surgery on fractured arm sustained during 1981-82 NASL indoor season ... Ended a 13-month absence when he played in consolation finals of 1983 NASL Grand Prix of Indoor Soccer in Montreal when Tulsa beat Ft. Lauderdale, 9-4, for 3rd place ...

NASL CAREER: Proven as one of the NASL's top keepers, ranking among the top 10 in GAA 5 times ... Won or shared the league's shutout championship 3 times ... Career GAS of 1.31 is one of the best among active NASL keepers ... Starting his 9th NASL campaign, making him the Roughneck with the most NASL experience ... Started in 2 Soccer Bowls — with champion Toronto Metros in 1976 and runner-up Tampa Bay Rowdies in 1979 ... In his 1st Roughneck season (1979), he was 4th in the NASL in GAA (1.33) and tied for league shutout leadership (9) ... His 1.33 GAA that year is the club record for best single-season GAA ... Played 4 seasons (1975-78) with Toronto Metros, then 2 years with Tampa Bay (1979-80) and on the Los Angeles Aztecs outdoor roster (1980) before coming to Tulsa ... Was Toronto's captain in 1976 and 1977, a rare honor for a keeper ... Best overall season was 1977 with 1.21 GAA and 10 shutouts in 25 matches ... Played for Canadian National Team in 1981 ... A very good keeper in indoor soccer, his 4.96 career GAA ranks among the league's top 5 keeper with at least 3 years indoor experience ...


BILECKI IN THE NASL/SEASON

YEAR	CLUB	GP	GS	MIN	SV	GA	SH	GAA
1975	Toronto	27	27	1950	129	27	8	1.25
1976	Toronto	2	2	180	11	6	0	3.00
1977	Toronto	25	25	2239	185	30	10	1.21
1978	Toronto	17	17	1550	122	23	6	1.34
1979	Tampa Bay	17	17	1549	93	22	5	1.28
1980	Tampa Bay	1	1	90	8	2	0	2.00
1980	Los Angeles	0	0	0	0	0	0	0.00
1981	Tulsa	29	29	2631	93	39	9	1.33
1982	Tulsa	0	0	0	0	0	0	0.00
8-YEAR TOTALS		118	118	10189	641	149	38	1.31

BILECKI IN THE NASL/PLAYOFFS

YEAR	CLUB	GP	GS	MIN.	SV	GA	SH	GAA
1975	Toronto	1	1	82	5	1	0	1.10
1976	Toronto	4	4	375	35	3	2	0.72
1977	Toronto	2	2	184	12	1	1	0.49
1978	Toronto	1	1	90	3	4	0	4.00
1979	Tampa Bay	6	6	567	32	7	2	1.17
1980	Los Angeles	0	0	0	0	0	0	0.00
1981	Tulsa	2	2	205	7	3	1	1.31
1982	Tulsa	0	0	0	0	0	0	0.00
8-YEAR TOTALS		16	16	1503	94	19	6	1.13

2 TERRY MOORE



Defender

24 ... 6' 0" ... 172

Born: 6/2/58

New Brunswick, Canada

Citizenship: Canadian

Roughneck Years: 2nd

NASL Years: 4th

1982: Acquired from Tampa Bay Rowdies along with striker Njego Pesa late in the season for defender Don Droege and other considerations ... Scored 1 assist while starting 14 matches, but biggest contribution was solid defense that helped produce 5 shutouts during a playoff berth drive ... Season totals were 1 assist in 32 matches with 3 cautions ... Did well on both ends of the field during 1983 NASL Grand Prix of Indoor Soccer ... Offensive totals were 1 goal, 3 assists, 5 points ...

NASL CAREER: Made NASL debut late in 1980 season with San Diego Sockers, getting his chance when Ron Newman became head coach ... Socker defense allowed only 5 goals in the 5 matches Moore started in ... Traded to Tampa Bay after 4 matches in the 1981 season for cash ... It proved to be his best offensive season as he scored 2 goals, 1 assist, 5 points while starting all 24 matches for the Rowdies ... Did not score a point in 18 matches with Tampa Bay before coming to Roughnecks, but did well on defense ... Effective in man-to-man marking, not the least bit shy about rugged tackles and strong in the air ...

OTHER INFO: Born in New Brunswick, Canada, but moved to Belfast, Northern Ireland at age 5 ... Played alongside Roughneck defender and captain Victor Moreland during their schoolboy days and early youth teams ... Turned professional at 17 with Larne, playing there from 1974-77 for that strong Irish side ... Played for Glentoran of Irish First Division (1978-80) before coming to NASL ... Was invited for tryouts with English First Division clubs Blackburn Rovers and Arsenal ... Has played center back or outside fullback on defense as well as defensive midfielder ... Member of 1981 Canadian World Cup qualifying team ...

PERSONAL: Hobbies include gardening and golf ... Single ... Nickname is "Mooro" ...


MOORE IN THE NASL/SEASON

YEAR	CLUB	GP	GS	MIN	SH	FL	G	A	PT
1980	San Diego	7	5	372	0	11	0	1	1
1981	San Diego	4	2	178	2	3	0	0	0
1981	Tampa Bay	24	24	2196	20	72	2	1	5
1982	Tampa Bay	18	18	1561	0	31	0	0	0
1982	Tampa Bay	14	14	1300	2	40	0	1	1
3-YEAR TOTALS		67	63	5607	24	157	2	3	7

MOORE IN THE NASL/PLAYOFFS

YEAR	CLUB	GP	GS	MIN.	SH	FL	G	A	PT
1980	San Diego	3	3	223	1	6	0	0	0
1981	Tampa Bay	5	5	465	4	12	1	2	4
1982	Tulsa	3	3	270	1	6	0	0	0
3-YEAR TOTALS		11	11	958	7	24	1	2	4

3 BARRY WALLACE



Defender

24 ... 5' 10" ... 165

Born: 4/17/59

London, England

Citizenship: British

Roughneck Years: 4th

NASL Years: 4th

1982: Topped off his best professional season by being named to the NASL All-Star Second Team for the second year in a row ... Was Tulsa's No. 3 scorer with 8 goals, 10 assists, 26 points ... Only NASL defender with better scoring numbers last season was Seattle's Ray Evans (10 goals, 8 assists, 28 points ... An oddity was that 7 of his 8 goals came on the road — the only Skelly Stadium goal came June 18 in a 3-2 shootout win over Jacksonville ... Twice last season scored 2 goals, 1 assist in a match — in a 5-1 win at Edmonton June 16 and a 5-0 win at Jacksonville August 7 ... Worked well with the club's leading scorer, Laurie Abrahams, assist on 6 of his 17 goals last season ... Only Roughneck other than GK Winston DuBose to play in all 32 matches in 1982 ... Currently ranks 3rd in Roughneck career scoring — 12 goals, 26 assists, 50 points in 89 regular season matches ... Missed part of the 1983 Grand Prix of Indoor Soccer with ankle injury ... His scoring totals were 3 goals, 9 assists, 15 points ... In indoor play, he has scored 3 "hat tricks" and had 2-goal matches ...

NASL CAREER: Widely regarded as one of the best young defenders in the NASL ... In sheer foot speed, he's one of the fastest around ... Often over the past 2 seasons, he starts at left fullback, then moves up to mid-field to create offensive chances ... Will probably share Tulsa's corner kick duties this season ... Started in 85 of his 89 Roughneck matches ... Was 0-for-2 last year in shootouts, giving him a 5-of-10 career shootout record ... Has drawn 11 cautions and 1 ejection during his 89 Roughneck matches ... Finishing out his 2nd 2-year contract this year ...

OTHER INFO: Played 4 seasons (1976-79) with Queens Park Rangers, for which he made 40 appearances ... Turned pro at age 17, playing one season for their youth reserve team before joining the first team ... Made his pro debut against English League power Aston Villa ... Most memorable match was a 2-2 draw with legendary Manchester United ...

PERSONAL: One of the more popular players with Roughneck fans ... Hobbies include tennis and racquetball ... Single ...


WALLACE IN THE NASL/SEASON

YEAR	CLUB	GP	GS	MIN	SH	FL	G	A	PT
1980	Tulsa	30	30	2639	50	48	1	7	9
1981	Tulsa	27	26	2188	37	45	3	9	15
1982	Tulsa	32	29	2734	58	41	8	10	26
3-YEAR TOTALS		89	85	6561	145	134	12	26	50

WALLACE IN THE NASL/PLAYOFFS

YEAR	CLUB	GP	GS	MIN.	SH	FL	G	A	PT
1980	Tulsa	2	2	180	4	3	0	1	1
1981	Tulsa	2	2	195	2	0	0	0	0
1982	Tulsa	3	3	270	3	7	0	1	1
3-YEAR TOTALS		7	7	545	9	10	0	2	2

4 PASQUALLE FUCILLO



Midfielder

26 ... 5' 11" ... 165

Born: Bedford, England

Citizenship: English

Roughneck Years: 1st


NASL Years: 1st

1982: Acquired by Tulsa as free agent prior to start of spring training drills ... Played for Luton Town of English First Division for 9 years with 30 career goals ...

CAREER: A midfield offensive general that Roughneck coach Terry Hennessey wanted to replace the departed David Bradford ... Plays mostly on the left side of the midfield, but can be deadly with skillful passing from anywhere on the field ... Scored 21 goals in 3 seasons for Luton Town while making 115 appearances ... Missed entire 1979-80 season with broken leg ...

PERSONAL: Born of Italian parents, but raised in England and played for one of his childhood favorite sides ...

6 NJEGO PESA



Forward

25 ... 5' 10" ... 165

Born: 5/30/58

Zadar, Yugoslavia

Citizenship: American

College: Ulster (NY)

Comm. Col.

Roughneck Years: 2nd

NASL Years: 5th

1982: Finished as Tulsa's No. 5 scorer with 4 goals, 8 assists, 16 points in 13 matches after being traded with defender Terry Moore to Tulsa from Tampa Bay for defender Don Droege and other considerations ... Scored only 1 assist in 11 matches with Tampa Bay Rowdies before trade ... Had 3 matches in which he scored 2 assists — a 4-0 win vs. Portland on July 6, a 5-1 win over Toronto July 17, and a 4-3 loss at San Diego August 11 ... Scored 2 goals in crucial 3-1 win over Ft. Lauderdale in Tulsa July 8 ... Scored Tulsa's only goal in 1-0 playoff win against New York Cosmos in Tulsa August 28 ... To show how he creates scoring chances, Tulsa was shut out only once (2-0 at Portland) in the 13 games he played in during regular season action ... Scored 8 goals, 4 assists, 20 points during 1983 NASL Grand Prix of Indoor Soccer, finishing 3rd on the Roughnecks in scoring ...

NASL CAREER: Played 3 seasons (1979-81) with Dallas Tornado, then moved to Tampa Bay when the two clubs "merged" before 1982 season ... Was No. 1 draft choice in 1979 NASL collegiate draft ... Best scoring season was 1980 when he scored 13 goals, 5 assists, 31 points, tops on the Dallas Tornado club that won the National Conference-Central Division championship ... Got Tulsa's attention when he scored a 3-goal "hat trick" against the Roughnecks in Dallas' 3-1 win in Dallas that season ... A regular member of the U.S. National Team, he played for them in 1981 in Trinidad ... Participated in training camp for Team America in February, but chose to remain with Roughnecks ... Tampa Bay coach Al Miller, who coached Pesa in Dallas, once said of him: "He's the most talented American player I've seen." ... 6-8 in NASL shootouts ...

COLLEGE CAREER: Spent 2 seasons with Ulster County Community College in New York, leading them to 2 straight national junior college soccer championships ... A 2-time juco All-American and Most Valuable Player in 1977 national finals ... Set a juco record with 6 goals in a playoff match ... Scored 58 goals during his juco career ...

PERSONAL: Pronounced KNEE-ay-go PAY-shah ... Cousin of ex-New York Cosmos forward Mark Liveric ... Born in Yugoslavia, but came to America in early 1960's ... Hobbies include photography and softball .. Married to Linda ...


PESA IN THE NASL/SEASON

YEAR	CLUB	GP	GS	MIN	SH	FL	G	A	PT
1979	Dallas	12	4	576	21	17	1	1	3
1980	Dallas	26	18	1727	109	38	13	5	31
1981	Dallas	26	26	2098	90	61	4	2	10
1982	Tampa Bay	11	7	568	20	15	0	1	1
1982	Tulsa	13	13	1160	32	22	4	8	16
4-YEAR TOTALS		88	68	6129	272	153	22	17	61

PESA IN THE NASL/PLAYOFFS

YEAR	CLUB	GP	GS	MIN.	SH	FL	G	A	PT
1979	Dallas	0	0	0	0	0	0	0	0
1980	Dallas	4	4	360	2	6	2	0	4
1982	Tulsa	3	3	270	12	6	1	0	2
3-YEAR TOTALS		7	7	630	14	12	3	0	6

7 ZEQUINHA



Forward
33 ... 5' 8" ... 140
Born: 11/7/49
Leopoldina, Brazil
Citizenship: Brazilian
Roughneck Years: 1st
NASL Years: 5th

1982: Came to Roughnecks from Tampa Bay Rowdies in March trade for forward Franz Gerber ... Was 5th on Rowdies in 1982 in scoring (4G, 2A, 10 PT in 24 matches) ... Totals were held down by injuries and constant defensive pressure and double-teaming ... During 1983 NASL Grand Prix of Indoor Soccer, he was tied for 4th on the Rowdies in scoring (6G, 4A, 16PT) and was 14th in the entire field in scoring ...

CAREER: Scoring stats over 4 previous NASL seasons are 22G, 31A, 75PT in 100 regular season matches ... Classic winger with speed, finesse and deft skill in passing to forwards ... Played 1979-81 with Dallas Tornado, then went to Rowdies in 1982 ... Scored 30PT in each of his first 2 seasons with Dallas (1979-80) and was named the club's Most Valuable Player in each of those seasons ... Heir apparent to Roughneck penalty kick chores with a perfect 9-of-9 NASL career mark, though he hasn't taken a penalty kick over last 2 seasons ... Very good in shootouts with 6-of-9 career mark in NASL ... Played 12 seasons (1966-78) in Brazilian soccer, starting with some of the best on many of that country's famed clubs ... Played in 35 international matches and on 1974 World Cup side that finished 4th in Munich, West Germany ... Played for 4 league championship clubs, 1 league cup champ and 2 Brazilian Cup winners ... Led Sao Paola to 1978 league title ... Greatest moment came in 1971 vs. Austria when this (then) 24-year-old winger assisted on Pele's final goal with the Brazilian National Team ... All told, he has played over 600 league matches in Brazil ... Turned pro in 1968 with Flamengo, then played for Botafogo (1968-74), Gremio (1974-77) and Sao Paulo (1977-78) ... Dangerous player indoors as well, he led Rowdies in scoring (19G, 22A, 60PT) in 1981-82 NASL indoor action ...

PERSONAL: Full name is Jose Marcio Pereira Da Silva ... Pronounced zuh-KEEN-yah ... American nickname is "Z" ... Hobbies include photography and oil painting ... Married to Catia (a former English teacher in Rio) with one son, Marcelo, 1½ ...


ZEQUINHA IN THE NASL/SEASON

YEAR	CLUB	GP	GS	MIN	SH	FL	G	A	PT
1979	Dallas	27	27	2431	66	27	8	14	30
1980	Dallas	30	28	2504	53	15	9	12	30
1981	Dallas	19	19	1579	13	10	1	3	5
1982	Tampa Bay	24	14	1480	23	8	4	2	10
4-YEAR TOTALS		100	88	7994	155	60	22	31	75

ZEQUINHA IN THE NASL/PLAYOFFS

YEAR	CLUB	GP	GS	MIN.	SH	FL	G	A	PT
1979	Dallas	2	2	180	4	3	1	1	3
1980	Dallas	4	4	326	3	6	2	3	7
1982	Tampa Bay	—	—	—	—	—	—	—	—
3-YEAR TOTALS		6	6	506	7	9	3	4	10

8 RON FUTCHER



Forward

26 ... 5' 11" ... 180

Born: 9/25/56

Chester, England

Citizenship: England

Roughneck Years: 1st

NASL Years: 8th

1982: Signed as free agent by Roughnecks in March ... Became free agent when Portland Timbers franchise terminated operations ... Led Portland in goal-scoring and was 3rd on the club in total points with 13 goals, 4 assists, 30 points in 23 matches ...

NASL CAREER: A proven scorer, he is 8th in the NASL in career scoring (4th in career scoring among active players) with 86 goals, 40 assists, 212 points in 152 matches over 7 seasons ... He is 7th in the NASL in career goal scoring, 4th in that category among active players ... Played 6 seasons (1976-81) with the Minnesota Kicks, then played 1982 season with Portland ... Scored 73 goals and 36 assists in 129 matches with Minnesota ... Plays aggressive soccer ... Remembered by Roughneck fans for his goal-scoring and take-no-quarter style of play during the heated Tulsa-Minnesota rivalry ... Best overall season was 1981 with 14 goals, 9 assists, 37 points in 28 matches with Minnesota ... Finished 2nd on the Kicks in career scoring (182 points) and goals (73) ... Though he has limited indoor experience, there's no dropoff in his scoring rate with career totals there with 10 goals, 8 assists, 28 points in 12 matches ... Once scored 4 goals in a game against the Washington Diplomats ... Scored 10 or more goals in 6 of his 7 previous NASL seasons ...

OTHER INFO: Played on loan to Minnesota from 1976-78 from Luton Town and Manchester City before Kicks purchased his contract ... Began his pro career in 1973 with hometown Chester of English Third Division ... Transferred to Luton Town of English Second Division where he played in 1974-77 ... Purchased by Manchester City of English Second Division where he played in 1974-77 ... Purchased by Manchester City of English First Division in 1978-79 ...

PERSONAL: His twin brother, Paul, plays for Derby County of the English Second Division ... Hobbies include golf and music ... Married to Christine with a daughter, Nicola, 4 ...


FUTCHER IN THE NASL/SEASON

YEAR	CLUB	GP	GS	MIN	SH	FL	G	A	PT
1976	Minnesota	20	20	1820	94	30	14	6	34
1977	Minnesota	20	20	1724	79	52	11	4	26
1978	Minnesota	16	10	970	37	25	7	7	21
1979	Minnesota	24	23	2052	88	62	14	7	35
1980	Minnesota	21	19	1831	89	50	13	3	29
1981	Minnesota	28	28	2488	108	85	14	9	37
1982	Portland	23	22	1953	86	79	13	4	30
7-YEAR TOTALS		152	142	12838	581	383	86	40	212

FUTCHER IN THE NASL/PLAYOFFS

YEAR	CLUB	GP	GS	MIN.	SH	FL	G	A	PT
1976	Minnesota	3	3	270	7	11	1	1	3
1977	Minnesota	2	2	181	8	16	1	0	2
1978	Minnesota	3	3	133	8	4	1	0	2
1979	Minnesota	2	2	196	5	2	1	0	2
1980	Minnesota	2	2	173	8	7	0	0	0
1981	Minnesota	4	4	375	16	16	2	1	5
6-YEAR TOTALS		16	16	1328	52	56	6	2	14

9 IRAJ DANAIFARD



Midfielder
 32 ... 5' 6" ... 140
 Born: 3/19/51
 Teheran, Iran
 Citizenship: Iranian
 Roughneck Years: 5th
 NASL Years: 5th

1982: Slowed to a virtual stop by serious leg, thigh and ankle injuries and limited to only 2 appearances as a substitute with no points ... Things got to the point that a "faith healer" became involved to try to bring the fan favorite back ... He did make his first appearance after the encounter, but injuries were aggravated during workouts ... Scored 4 goals, 0 assists, 8 points during the 1983 NASL Grand Prix of Indoor Soccer ...

NASL CAREER: A ballhandling wizard and surprisingly good on defense in midfield ... Career totals are 1 goal, 8 assists, 10 points in 45 matches over 4 previous seasons ... He will become the first player in Roughneck history to play in Tulsa for 5 consecutive seasons with his first match of 1983 ... Best scoring season was 1979, his 1st with Tulsa, with 1 goal (at San Jose), 3 assists, 5 points in 19 matches ... Left Roughnecks early in 1980 season in dispute over playing time, then returned to Tulsa after one-third of the 1981 season ... Missed time was due to his father's death in Iran and the Iranian political upheavals and related visa problems ...

OTHER INFO: Literally walked into the NASL and Tulsa Roughnecks ... Came to America in 1978 from Tadj of Iran and the Iranian National Team when they played an exhibition match with the New York Cosmos ... He later visited friends in Oklahoma City who told him about the Roughnecks, then walked into the club's offices unannounced, wowed the coaches and crowd during an indoor exhibition with the Moscow Dynamo and signed a contract ... One of his Tadj teammates was Andranik Eskandarian, a New York Cosmos defender ... Led the NASL Western Division in goal scoring in 1979-80 NASL indoor action, finishing with 19 goals, 10 assists, 48 points in 11 matches ... Lost overall scoring title by 5 points to Laurie Abrahams, now a teammate but then with California Surf ... Played in 1978 World Cup for Iran and did well against the legendary Archie Gemmill in a 1-1 tie with Scotland ...

PERSONAL: Loves to play tennis during leisure time ... One of fastest runners on the club ... Steady improvement in his English-speaking skills ... Married to Mahnaz with a daughter, Hadeyh, 1½ ...


DANAIFARD IN THE NASL/SEASON

YEAR	CLUB	GP	GS	MIN	SH	FL	G	A	PT
1979	Tulsa	19	15	1561	20	46	1	3	5
1980	Tulsa	3	2	171	3	4	0	1	1
1981	Tulsa	21	17	1320	17	46	0	4	4
1982	Tulsa	2	0	28	0	1	0	0	0
4-YEAR TOTALS		45	34	3081	40	97	1	8	10

DANAIFARD IN THE NASL/PLAYOFFS

YEAR	CLUB	GP	GS	MIN.	SH	FL	G	A	PT
1979	Tulsa	2	0	53	0	5	0	1	1
1981	Tulsa	2	2	185	5	3	0	0	0
1982	Tulsa	0	0	0	0	0	0	0	0
3-YEAR TOTALS		4	2	238	5	8	0	1	1

10 GERRY REARDON



Midfielder

22 ... 5' 8" ... 142

Born: 10/7/60

London, England

Citizenship: Irish

College: Adelphi University

Roughneck Years: 1st


NASL Years: 1st

1982: Signed with the Roughnecks after being the club's top draft choice in the 1982 NASL collegiate draft ... Picked by Tulsa in the 2nd round and was the 21st player chosen overall ... Scored 3 assists with Tulsa in the 1983 NASL Grand Prix of Indoor Soccer ...

COLLEGE CAREER: Scored 20 goals and was a 3-time All-American midfielder at Adelphi University ... Caught the eye of Roughneck coach Terry Hennessey at the 1982 Senior Bowl match played in Tulsa ... Hennessey considered him the top player in the match and was impressed with his solid fundamental skills, particularly in his passing techniques ...

PERSONAL: Played for youth team of Tottenham Hotspur of English First Division ... and Irish Junior National Team ... Dean's list all 4 years at Adelphi University ... Hobbies include new wave music and reading ... Single ...

11 THOMPSON USIYAN



Forward

27 ... 6' 0" ... 165

Born: 4/27/56

Effurum, Nigeria

Citizenship: Nigerian

College: Appalachian State Univ.

Roughneck Years: 1st

NASL Years: 3rd

1982: Sold to Roughnecks by Le Manic de Montreal in March ... Missed first 2 games of season with a stress fracture, but came on to finish 2nd on the club in scoring (10G, 10A, 30PT) — a total that was his career high ... Five of those 10 goals were game-winning goals ... One of his goals was the NASL's Goal of the Week and a nominee for Goal of the Year ... Winner of the club's Player's Play of the Year Award ... Saw limited action in the 1983 NASL Grand Prix of Indoor Soccer, notching only 2 assists ...

CAREER: Has scored 21G, 17A, 59PT in 58 NASL regular season matches over past 2 seasons ... Runner-up for 1981 NASL Rookie of the Year award to former Roughneck Joe Morrone ... As Montreal rookie, he was 3rd on Le Manic in scoring with 11G, 7A, 29PT in 30 matches ... Has the only 3-goal hat trick in Le Manic outdoor history (7/19/81 in 4-2 win at Washington) ... Also had pair of 2-goal matches vs. Dallas and in playoffs vs. Los Angeles ... Oddly enough, his first NASL goal came in Tulsa on 5/21/82 to tie the score, 2-2, but Le Manic lost in a shootout ... Not afraid of physical soccer, as shown by 8 cautions and 1 ejection over past 2 seasons ... Career shootout record is 2-of-6, counting an 0-for-3 showing last season ... Member of Nigerian Olympic Team ...

COLLEGE CAREER: Second player picked in 1981 NASL college draft (ex-Roughneck Joe Morrone was the first pick) ... Still holds NCAA career goal scoring record (107) while playing for Appalachian (pronunciation is appa-LATCH-un) State University ... Once scored an incredible 7 goals in a playoff match against Washington State University ... Scored 22 goals as freshman, 34 as sophomore, slowed by injuries in junior year and got 7 goals in 3 matches, then went out in blaze of glory as senior with 46 goals ... Majored in accounting ...

PERSONAL: For pure foot speed, he rivals Barry Wallace as one of the fastest players on the club ... Excellent basketball player ... Nicknamed "Thomo" and "Mr. Magic" while in Montreal ... Married to Queen ...


USIYAN IN THE NASL/SEASON

YEAR	CLUB	GP	GS	MIN	SH	FL	G	A	PT
1981	Montreal	30	28	2349	80	49	11	7	29
1982	Montreal	28	26	2463	91	50	10	10	30
2-YEAR TOTALS		58	54	4812	171	99	21	17	59

USIYAN IN THE NASL/PLAYOFFS

YEAR	CLUB	GP	GS	MIN.	SH	FL	G	A	PT
1981	Montreal	5	5	427	11	9	2	1	5
1982	Montreal	3	3	226	3	4	1	1	3
2-YEAR TOTALS		8	8	653	14	13	3	2	8

12 BILLY CASKEY



Midfielder-Forward

28 ... 5' 11" ... 170

Born: 12/10/54

Belfast, Northern Ireland

Citizenship: Northern Ireland

Roughneck Years: 5th

NASL Years: 5th

1982: A second straight sub-par season, he finished with 4 goals, 3 assists, 11 points ... Played in 25 matches, started in 14 ... Best scoring game was June 5 at San Diego when he scored both Tulsa goals in a 2-1 victory ... Snapped a 22-game scoreless streak (from May 29 through August 18) by scoring Tulsa's first goal in 2-0 season finale against San Jose (now Golden Bay) Earthquakes ...

NASL CAREER: Tulsa's all-time leader in goals (29), assists (22), and total points (80) over 108 matches in 4 previous NASL seasons .. Clutch player, as shown by the fact that 12 of his 29 career goals are game-winning goals ... Has scored at least one goal in 26 of his 108 regular-season matches ... Holds club single-season marks for most game-winning goals (5) and fouls (99), both set in 1980 ... Is 2nd on club in regular season matches (108) ... A natural forward, he has alternated between forward and midfield under Tulsa coach Terry Hennessey ... Also leader in Roughneck career playoff scoring — 4 goals in 6 playoff matches ... Did very well in first 2 Roughneck seasons — he led the club in scoring in 1978 with 11 goals, 8 assists; then was 2nd on the club in 1980 with 10 goals, 9 assists ... Scored 1st goal in Roughneck history in a 2-1 home loss to Detroit Express April 1, 1978 ...

OTHER INFO: Came to Tulsa on loan in 1978 from Glentoran of Irish Premier Division, then returned to England in 1979 and played for Derby County of English First Division ... Played in 8 international matches for Northern Ireland National Team, scoring a goal in his international "debut" against Bulgaria ... Chosen as Northern Ireland's Player of the Year in 1976-77 when he scored 21 goals in 1976, then came back in 1977 with 20 goals ...

PERSONAL: Is one of two Roughnecks left from the original 1978 club ... Sweeper and team captain Victor Moreland (a teammate at Glentoran and Derby County) is the other ... Hobbies include swimming and playing pool ... One of most popular players with Tulsa fans, he's a frequent instructor at area youth soccer clinics sponsored by the Roughnecks ... Married to Margaret with 2 daughters — Kerry Lee, 7; and Linsey, 6 ...


CASKEY IN THE NASL/SEASON

YEAR	CLUB	GP	GS	MIN	SH	FL	G	A	PT
1978	Tulsa	27	26	2315	81	78	11	8	30
1980	Tulsa	31	30	2733	80	99	10	9	29
1981	Tulsa	25	17	1868	45	75	4	2	10
1982	Tulsa	25	14	1297	22	52	4	3	11
4-YEAR TOTALS		108	87	8136	228	304	29	22	80

CASKEY IN THE NASL/PLAYOFFS

YEAR	CLUB	GP	GS	MIN.	SH	FL	G	A	PT
1978	Tulsa	1	1	90	2	0	1	0	2
1980	Tulsa	2	2	148	4	0	2	0	4
1981	Tulsa	2	2	195	1	7	1	0	2
1982	Tulsa	1	1	54	1	2	0	0	0
4-YEAR TOTALS		6	6	487	8	9	4	0	8

13 TODD SALDANA



Midfielder

21 ... 5' 11" ... 160

Born: 1/15/62

Redondo Beach, CA

Citizenship: American

High School: South Torrance

H.S., Torrance, CA

Roughneck Years: 2nd

NASL Years: 4th

1982: Acquired midway through season from San Jose (now Golden Bay) Earthquakes for midfielder Joe Morrone and other considerations ... Did very well in 3 limited appearances, scoring 1 goal and 1 assist for 3 points ... Set a Roughneck record for the quickest goal by a substitute, putting the ball into the net only 25 seconds after entering the August 7 match at Jacksonville ... Did not score a point in 4 brief appearances with San Jose ... Scored 2 assists during 1983 NASL Grand Prix of Indoor Soccer ... Scored a 3-goal "hat trick" during an indoor exhibition match against Tampa Bay in Oklahoma City ...

NASL CAREER: Career totals are 1 goal and 1 assist in 12 NASL matches ... Was 1st-round draft choice of Los Angeles Aztecs and 13th player chosen in 1980 NASL collegiate-high school draft ... Did not play in 1980 with LA, then was scoreless in 5 matches with LA, then was scoreless in 5 matches with LA in 1981 ...


HIGH SCHOOL INFO: Averaged 20 goals, 15 asissts in final 2 high school seasons at South Torrance High School in southern California ... A 2-time high school All-American and 3-time all-star with the California Interscholastic Federation ... Shared CIF Player of the Year award in 1979 with former LA teammate Paul Jones ... Also played for U.S. National Youth Team (20 appearances), in the National Sports Festival and the American Olympic "B" Team ...

PERSONAL: Technically, he is still an amateur player ... This makes him eligible for future selection for international amateur teams, such as the U.S. Olympic Team ... Hobbies include all sports ... Single ... Last name pronounced SAL-DON-YA ...

SALDANA IN THE NASL/SEASON

YEAR	CLUB	GP	GS	MIN	SH	FL	G	A	PT
1980	Los Angeles	0	0	0	0	0	0	0	0
1981	Los Angeles	5	0	84	1	1	0	0	0
1982	San Jose	4	2	353	7	3	0	0	0
1982	Tulsa	3	2	95	2	1	1	1	3
3-YEAR TOTALS		12	4	532	10	5	1	1	3

14 LAURIE ABRAHAMS



Forward

30 ... 5' 10" ... 165

Born: 4/3/53

Mile End, England

Citizenship: British

Roughneck Years: 3rd

NASL Years: 6th

1982: Led Roughnecks in scoring (17G, 10A, 44PT) and was an Honorable Mention NASL All-Star ... He set or tied 7 Roughneck records, setting a new single-season goal scoring mark (17) and tying the single-season total point record of Duncan McKenzie (44) ... Became club's No. 2 career point scorer (27G, 16A, 70PT in 46 matches), 10 points behind Billy Caskey entering this season ... Five of his goals were game-winning goals ... Had 5 games in which he scored 2 goals, 3 of those games coming against the Jacksonville Tea Men ... Tulsa's top gunner in NASL shootouts with a perfect 4-of-4 mark ... Tulsa's top scorer, as well as the NASL pacesetter, during the 1983 Grand Prix of Indoor Soccer with 12G, 6A, 30PT ... Finished with a 4-goal spree against Ft. Lauderdale Strikers to give Tulsa 3rd place and was named the Most Valuable Player of the Grand Prix ...

CAREER: Enters 1983 season ranked 10th in NASL career scoring (64G, 51A, 179PT in 121 regular season matches) ... Began season needing 21PT to become 10th player in NASL history to have 200 career points ... Only forwards now in the top 10 in career points with more career assists than Abrahams are NASL All-Stars Giorgio Chinaglia (79) and Karl-Heinz Granitza and Ace Ntsoelengoe (71 each) ... Best overall scoring season was 1980 with California Surf (17G, 15A, 49PT), finishing 6th in the NASL in total points ... Came to NASL's New England Tea Men in 1978 from Charlton Athletic of English League and scored 7G, 10A, 24PT ... Began 1979 season with Roughnecks and scored 10G, 6A, 26PT in 15 matches, then was traded to California and scored 8G, 3A, 19PT in 10 matches ... His lowest scoring season was 1981 with California (5G, 7A, 17PT); then came to Tulsa when California club terminated operations ... Just as deadly around the net during indoor soccer ... Was 3rd on Roughnecks in 1981-82 season with 21G, 18A, 60PT and was 2nd on the club in playoff points (4G, 3A, 11PT) ... In that indoor season, he scored 4 goals vs. Toronto, 3 goals vs. Chicago and 3 games where he scored 2 goals ... Was 3rd in NASL in scoring during 1979-80 indoor action with California (18G, 17A, 53PT) ...

PERSONAL: Marvelously dry wit and quite a practical joker ... Hobbies include music, particularly 50s and 60s rock music, photography and good food ... Single ...

ABRAHAMS IN THE NASL/SEASON

YEAR	CLUB	GP	GS	MIN	SH	FL	G	A	PT
1978	New England	17	14	1293	47	15	7	10	24
1979	Tulsa	15	14	1277	41	27	10	6	26
1979	California	10	10	901	30	10	8	3	19
1980	California	28	27	2452	84	25	17	15	49
1981	California	20	18	1494	36	10	5	7	17
1982	Tulsa	31	30	2690	85	33	17	10	44
5-YEAR TOTALS		121	113	10107	323	110	64	51	179

ABRAHAMS IN THE NASL/PLAYOFFS

YEAR	CLUB	GP	GS	MIN.	SH	FL	G	A	PT
1978	New England	1	1	73	1	2	0	0	0
1979	California	2	2	180	5	0	2	0	4
1980	California	2	2	60	0	0	0	5	5
1982	Tulsa	1	1	61	0	0	0	0	0
4-YEAR TOTALS		6	6	374	6	2	2	5	9

15 CARMELO D'ANZI



Midfielder

26 ... 6' 2" ... 185

Born: 1/24/56

Messina, Sicily

Citizenship: American

Roughneck Years: 1st


NASL Years: 1st

1982: Signed as free agent in March after Roughneck tryout camp in Tulsa ... Spent past 2 seasons with 1st Division, Cruz Azul, in Mexico where he played as a midfielder ... Got attention of Roughneck coach Terry Hennessy with strong left-footed shooting skills ...

CAREER: Came to America from Sicily in 1974 ... Signed a contract with Rhode Island Oceaneers of the American Soccer League and was named ASL Rookie of the Year at age 16 — one of the youngest Rookie of the Year winners in any American professional sport ... Played in Rhode Island for 1974-75 seasons, then returned to Italy ... Came back to ASL in 1979 to play for New York United ... Played past 2 seasons in Mexico ...

PERSONAL: Married to Laura ... Nicknamed "Rocky" ... Speaks several languages including Spanish, Italian & Portugese.

17 ADAM KRUPA



Midfielder

30 ... 5' 8" ... 150

Born: 12/22/52

Cieszyn, Poland

Citizenship: Polish

Roughneck Years: 2nd

NASL Years: 2nd

1982: Slowed by nagging leg and ankle injuries, he was quite effective when he did play with 3G, 3A, 9 PT in 11 matches ... Had one of the best goals-to-shots ratios on the club, scoring 3 goals on only 8 shots ... Scored his first NASL goal (Tulsa's only one that night) in a 4-1 loss to Seattle on 6/26 ... Scored a goal in 4-0 win vs. Portland 7/6 and another in a 3-0 win vs. Tampa Bay 7/15 ... Had a 3-game point-scoring streak (7/6-15) in which he scored 2G, 2A ... Scored 2 assists for Roughnecks during 1983 NASL Grand Prix of Indoor Soccer ...

CAREER: Joined Roughnecks just before 1981-82 NASL indoor season from Polonia Bytom of Polish First Division ... Again slowed by ankle problems, he showed his potential with 4G, 2A, 10PT in only 5 matches ... Scored a goal in NASL semifinals at Tampa Bay that evened that series at 1-1 before Rowdies prevailed, 1-0, in mini-game ... Scored 5G, 5A for Polonia Bytom before joining Roughnecks ... Began pro career with Polonia Bytom (1971-76), then moved to Arka Goynia (1976-78), then returned to Polonia Bytom (1978-81) ... Best scoring season was 1976 with Polonia Bytom (14G, 10A) ... Played a key role in Bytom's 6-game, season-ending winning streak (scored the winning goal) that led to that club keeping its First Division ... Frequent opponent during his Polish playing days was Kaz Deyna of Legia, the Polish Army Team ... Twice chosen for Polish National Team, but has never played for his national side ... Played 12 international matches for Polish Junior Nationals and 10 times for Polish Under-23 Select Team ...

PERSONAL: Gaining popularity among Roughnecks fans, whom he thinks are among the best he's seen ... Says Polish soccer has more fluid movement of play compared to targetman preferences of most NASL clubs ... Hobbies include table tennis, regular tennis and movies ... Married to Henryka with a son, Rafal, 8; and daughter, Joann, 5 ... After a long separation due to Poland's political crisis, they were reunited in Tulsa last fall ...


KRUPA IN THE NASL/SEASON

YEAR	CLUB	GP	GS	MIN	SH	FL	G	A	PT
1982	Tulsa	11	5	498	8	7	3	3	9

KRUPA IN THE NASL/PLAYOFFS

YEAR	CLUB	GP	GS	MIN.	SH	FL	G	A	PT
1982	Tulsa	1	0	25	0	0	0	0	0

18 VICTOR MORELAND



Defender
 25 ... 6' 0" ... 165
 Born: 6/15/57
 Belfast, Northern Ireland
 Citizenship: English
 Roughneck Years: 5th
 NASL Years: 5th

1982: The Roughneck captain and sweeper had one of his best NASL seasons, point-wise, with 4G, 4A, 12PT ... Continued to gain wide notices for his strong, yet skillful work at the back ... An oddity on his 4 goals is that 3 of them were Tulsa's first goal of the match (at Seattle and vs. Ft. Lauderdale and Tampa Bay) ... Scored 1G, 1A in 3-4 OT loss at Seattle 4/29, then had 2A in 3-2 shootout loss at Vancouver 7/31 ... Scored 2G, 2A, 6 PT during 1983 NASL Grand Prix of Indoor Soccer for Tulsa ... Anchored penalty-killing unit that was crucial in Roughneck rally for 3rd-place finish ...

CAREER: Has appeared in more regular-season matches and started more matches (114 appearances, 113 starts) than any player in Roughneck history ... His minutes played (10,173) is more than any player in club history ... Also holds 3 dubious club records for physical play (most fouls in game, most career cautions and ejections — 12 vs. Houston in 1980, 21, and 2, respectively) ... Is 7th in Roughneck career scoring (13G, 16A, 42PT) ... Began season needing 8PT to become 4th Roughneck to score 50PT in Tulsa uniform ... Tied for 4th on club in career assists ... Best overall scoring season was 1980 (6G, 3A, 15PT) ... Started for 6 seasons with Luton Town in England and with Glentoran of Irish Premier Division before coming to Tulsa on loan in 1978 ... Played in 1979 for Derby County of English First Division ... Contract was purchased by Roughnecks in 1980 ... Long-time teammate at Glentoran, Derby County and Tulsa is midfielder-forward Billy Caskey ... Made 8 international appearances for Northern Ireland National Team and was under consideration for that country's 1982 World Cup team ...

PERSONAL: A rare athlete that represented his country in 2 sports ... Played for Northern Ireland's National Table Tennis Team at age 15 ... One of the most popular players with Roughneck fans and at youth soccer clinics around Tulsa ...


MORELAND IN THE NASL/SEASON

YEAR	CLUB	GP	GS	MIN	SH	FL	G	A	PT
1978	Tulsa	28	27	2472	39	45	0	6	6
1980	Tulsa	27	27	2414	34	58	6	3	15
1981	Tulsa	30	30	2637	18	41	3	3	9
1982	Tulsa	29	29	2650	20	45	4	4	12
4-YEAR TOTALS		114	113	10173	111	189	13	16	42

MORELAND IN THE NASL/PLAYOFFS

YEAR	CLUB	GP	GS	MIN.	SH	FL	G	A	PT
1978	Tulsa	1	1	90	0	0	0	0	0
1980	Tulsa	2	2	180	5	1	0	0	0
1981	Tulsa	2	2	195	1	5	0	0	0
1982	Tulsa	3	3	270	1	3	0	0	0
4-YEAR TOTALS		8	8	735	7	9	0	0	0

20 IVAN BELFIORE



Defender

22 ... 5' 11" ... 172

Born: 9/4/60

Vancouver, Brit. Columbia

Citizenship: Canadian

Roughneck Years: 1st

NASL Years: 5th

1982: Acquired by Roughnecks as free agent prior to 1983 NASL Grand Prix of Indoor Soccer from the Chicago Sting ... Scored 1 assist in 22 matches with Chicago while logging 1,700 minutes of playing time ... Scored 2 goals for Roughnecks during Grand Prix ...


CAREER: Played for Detroit Express in 1979 and 1980, then moved with that club to Washington as the Diplomats in 1981 ... Picked up by Chicago in 1982 as free agent ... Has 9 career points (all on assists) in 75 NASL regular season matches ... Played only 3 matches in 1979 with Detroit due to hamstring problems, but started all 31 matches in 1980 and was Detroit's Defender of the Year ... Best scoring season was 1981 in Washington with 5 assists ... Plays mostly at left back, but shows no reduction in skill or intensity when playing on right side ... Member of Canadian Olympic and Youth World Cup Teams ... Also played for British Columbia Youth Championship team ... A frequent teammate in those youth days, as well as in the Detroit-Washington days, is new Roughneck defender Dave McGill ... A smooth, quiet type of defender that gets the job done ...

PERSONAL: Enjoys listening to music in spare time ... Single ...

BELFIORE IN THE NASL/SEASON

YEAR	CLUB	GP	GS	MIN	SH	FL	G	A	PT
1979	Detroit	3	0	176	1	2	0	0	0
1980	Detroit	31	31	2629	12	43	0	3	3
1981	Washington	19	11	1122	6	21	0	5	5
1982	Chicago	22	19	1696	4	27	0	1	1
4-YEAR TOTALS		75	61	5623	23	93	0	9	9

22 PAUL COFFEE



Goalkeeper
26 ... 6' 1" ... 170
Born: 11/12/56
Santa Clara, CA
Citizenship: American
College: San Jose State Univ.
Roughneck Years: 1st
NASL Years: 4th

1982: Purchased for an undisclosed amount of cash from Chicago Sting when nagging injuries sidelined Zeljko Bilecki ... Played 1981-82 indoor season with Philadelphia Fever of the Major Indoor Soccer League ... Had a 5.21 GAA with the Fever ... Did not participate in 1982 NASL outdoor competition ...

CAREER: Has a 1.96 GAA average playing 1979 through 1981 with Chicago Sting, mostly as a back-up keeper ... Best season was 1981 with a 1.65 GAA and 2 shutouts while starting 10 of 12 matches ... Was one of three keepers Sting used that year — other two were Phil Parkes and Dieter Ferner ... Career shootout record is stopping 4 of 7 tries, best year was stopping all 3 tries in 1981 ... Involved in 2 penalty kicks and was beaten both times during career ... Superb reflexes and excellent control when ball is in the air ...

COLLEGE: Graduate of San Jose State University, where he began his collegiate career as a midfielder ... Was switched to the nets during his freshman season so he could be utilized ... Best season was his senior campaign with a 1.02 GAA and 8 shutouts ... Member of U.S. Olympic Team in 1979 and 1980 ...

PERSONAL: Very fond of surfing in the oceans, backpacking, mountain climbing and fishing ... Also likes cultivating exotic plants and likes Oriental-style food ... Single ...

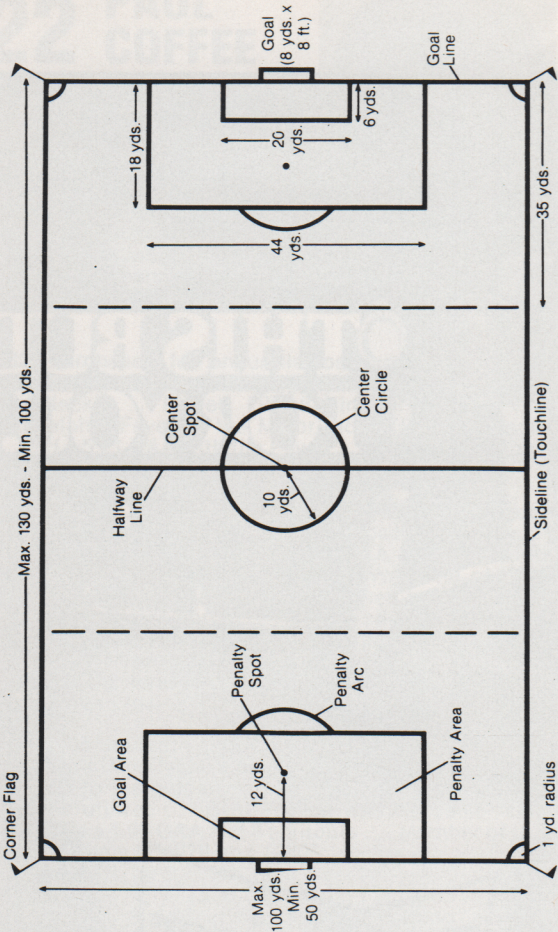
COFFEE IN THE NASL/SEASON

YEAR	CLUB	GP	GS	MIN	SV	GA	SH	GAA
1979	Chicago	17	16	1447	76	33	0	2.05
1980	Chicago	2	2	180	7	6	0	3.00
1981	Chicago	12	10	984	71	18	2	1.65
3-YEAR TOTALS		31	28	2611	154	57	2	1.96

THIS BUD'S
FOR YOU.

Budweiser®

Condensed Rules of Soccer



Rule 1 — The Field of Play. (Diagram above).

Rule 2 — The Ball (NASL approved ball—Wilson) circumference 27"-28", weight 14 oz.-16 oz.

Rule 3 — Number of Players. Each team consists of 11 players, one of whom must be the goalkeeper. A maximum of two substitutes may be used.

Rule 4 — Player Equipment. Consists of a shirt, shorts, stockings and shoes. Goalkeeper must wear colors which distinguish him from the other players.

Rule 5 — Referees. One referee is appointed for each match. He is responsible for control of the game and his decisions are final.

Rule 6 — Linesmen. Two linesmen assist the referee by indicating offside, when the ball is out of play, which team is entitled to take a throw-in, and when the ball has passed over the goal line, whether it should be put back in play with a goal kick or a corner kick.

Rule 7 — Duration of the Game. Two equal periods of 45 minutes unless otherwise agreed upon.

Note: See NASL Tiebreaker Procedure.

Rule 8 — The Start of Play. The team that wins the coin-flip can either take the kick-off, or choose which end of the field it wishes to defend. Each team must stay in its own half of the field and the defending players must be at least 10 yards from the ball until it is kicked forward and has rolled its full circumference.

After a goal the team scored upon will kick off. After halftime the teams change ends and the kickoff will be taken by the opposite team to that which started the game. A goal cannot be scored directly from a kickoff.

Rule 9 — Ball In and Out of Play. The ball is out of play when (a) it has wholly crossed the goal line or touchline, whether on the ground or in the air, or (b) when the game has been stopped by the referee.

Rule 10 — Method of Scoring. A goal is scored when the whole of the ball has passed over the goal line, between the goal posts and under the cross bar.

Rule 11 — Offside. A player is in an offside position if he is nearer to his opponents' goal line than the ball, unless:

- a) he is in his own half of the field of play, or
- b) there are at least two of his opponents nearer their own goal line than he is.

A player is only penalized for being in an offside position, if, at the moment the ball touches, or is played by, one of his team, he is, in the opinion of the referee:

- a) interfering with play or with an opponent, or
- b) seeking to gain an advantage by being in that position.

A player is not declared offside by the referee:

- a) merely because of his being in an offside position, or
- b) if he receives the ball, direct, from a goal-kick, a corner kick, a throw-in, or when it has been dropped by the referee.

If a player is declared offside, the referee awards an indirect free kick, which is taken by a player of the opposing team from the place where the infringement occurred, unless the offense is committed by a player in his opponents' goal area, in which case, the free-kick is taken from a point anywhere within that half of the goal area in which the offense occurred.

Rule 12 — Fouls and Misconduct. A player who intentionally attempts to, or actually: (a) kicks, (b) trips, (c) jumps at, (d) charges violently, (e) charges from behind, (f) strikes or spits at, (g) holds or (h) pushes an opponent, or (i) intentionally handles the ball is penalized by a direct free kick. Any one of these nine offenses committed in the penalty area by a defender results in the awarding of a penalty kick to the offensive team.

A player committing less flagrant violations such as offside, dangerous play, obstruction or unsportsmanlike conduct is penalized by an indirect free kick.

Rule 13 — Free Kicks. Are classified into two categories: "Direct" (from which a goal can be scored directly against the offending side) and "Indirect" (from which a goal cannot be scored unless the ball has been touched by a player other than the kicker before entering the goal).

For all free kicks the offending team must be at least 10 yards from the ball until it is kicked.

Rule 14 — Penalty Kick. A direct free kick taken from the penalty spot. All players except the player taking the kick and the goalkeeper must stay outside the penalty area and at least 10 yards from the ball (hence the arc at edge of penalty area).

Rule 15 — Throw-in. When the ball has wholly crossed the touchline it is put back into play by a throw-in from the spot where it went out and by a player from the opposite team that last touched it. A goal cannot be scored directly from a throw-in.

Rule 16 — Goal Kick. When the ball has wholly crossed the goal line after being last touched by a player from the attacking team, it is put back into play by a kick from the goal area by the defending team.

Rule 17 — Corner Kick. When the ball has wholly crossed the goal line after being last touched by a player from the defending team, it is put back into play by the attacking team with a kick from the nearest corner arc.

Glossary of Soccer Terms

Center — to pass the ball—either in the air, or on the ground—from a wide position on the field into the penalty area.

Charging — forcing the opponent off balance legally by shoulder-to-shoulder contact.

Clear — a throw or kick by the goalkeeper or a kick or header by the defender in an attempt to get the ball away from the goal area.

Corner Kick — when the ball goes over the goal-line and was last played by a member of the defending team, it is the attacking team that puts it back into play with a kick from the corner arc at the base of the corner flag.

Cross — a center (q.v.) made in the air is often called a cross.

Defender — a player whose primary role is to prevent the opposition from scoring by neutralizing their attacking moves.

Dribble — a way of advancing the ball past defenders by a series of short taps with one foot or both feet.

Forward — primarily an attacking player whose responsibility is to create and score goals.

Goalkeeper — the last line of defense. The only player who can use his hands within the field of play. He can use his hands only within his team's penalty area.

Goal Kick — when the ball goes over the goal-line and was last played by a member of the attacking team, it is the defending team that puts it back into play with a kick from the line marking the goal area.

Half-Volley — kicking the ball just as it is rebounding off the ground.

Hands — illegal act of **intentionally** touching the ball with the hands or arms.

Heading — a method of scoring, passing and controlling the ball by making contact with the head.

Lob — a soft kick taken on the volley, lifting the ball over the heads of the opponents.

Marking — covering an opponent.

Midfielder — both an offensive and defensive player who is primarily responsible for linking the forwards and defenders.

Obstruction — the action of a defender who—though not attempting to play the ball himself—stands in, or moves into the path of an opponent who **is** trying to play the ball. It is illegal.

Overlap — the attacking play of a defender going down the touchline past his own winger.

Penalty Kick — when a team commits a major foul—e.g. tripping or hand ball—within its own penalty area, the referee awards a penalty kick to the opponents. The ball is placed on the penalty spot, 12 yards from the goal, and the kicker has a free shot at the goal, which is defended only by the goalkeeper, who is not allowed to move his feet until the moment the ball is struck. All other players must remain outside the penalty box until the kick is taken.

Save — the goalkeeper preventing a score by catching the ball or deflecting it away from the goal.

Screen — retaining possession and protecting the ball by keeping your body between the ball and opponent.

Shootout — the tie-breaking procedure used in NASL games when teams are tied after playing two sudden-death overtime periods. It is a one-on-one situation between the kicker—who starts, with the ball, 35 yards out from the goal—and the opposing goalkeeper on his goal line. Both players can move wherever they like, and the kicker has five seconds in which to put the ball into the

net. Teams take five alternating shootout attempts. The kicks shall be ended when one team has achieved an insurmountable advantage, such as scoring on its first three kicks while their opponents miss their first three. If the teams remain tied after the prescribed five attempts, they shall continue to take alternate kicks until one has scored more than the other after an equal number of attempts.

Sliding Tackle — attempting to take the ball away from the opponent by sliding, feet first, toward the ball.

Striker — a central forward position in the team with a major responsibility for scoring goals.

Sweeper — a defender who roams either in front of or behind the defender line.

Tackling — attempting to or taking the ball away from an opponent when both players are playing the ball with their feet.

Trap — controlling the ball by means of the feet, thighs or chest.

Volley — kicking the ball while it is in flight.

Wall Pass — a pass to a teammate who gives a first-time, angled, return pass behind an opponent (give-and-go).

Wing — an area of the field near the touchline.

Winger — name given to the right and left outside forwards.

4-3-3 — the player formation most used today (a goalkeeper, four defenders, three midfielders, three forwards).

4-4-2 — most used alternative formation to the 4-3-3 (a goalkeeper, four defenders, four midfielders and two forwards).

4-2-4 — more offensively-oriented formation (a goalkeeper, four defenders, two midfielders, four forwards).

1983 North American Soccer League Schedule

Day	Date	Opponents	Time*
Friday	April 22	Tulsa at Tampa Bay	8:00 PM
Saturday	April 23	Team America at Seattle	7:30 PM
Sunday	April 24	Tampa Bay at Montreal	2:00 PM
		New York at Toronto	3:00 PM
		Ft. Lauderdale at Vancouver	5:30 PM
Saturday	April 30	Seattle at Ft. Lauderdale	8:00 PM
		Tampa Bay at Tulsa	7:30 PM
Sunday	May 1	Montreal at New York	2:30 PM
		Toronto at Vancouver	5:30 PM
Wednesday	May 4	New York at Ft. Lauderdale	8:00 PM
Saturday	May 7	Montreal at Tampa Bay	8:00 PM
		Vancouver at Seattle	7:30 PM
Sunday	May 8	Ft. Lauderdale at New York	2:30 PM
		Tulsa at Team America	5:00 PM
Wednesday	May 11	Tulsa at Montreal	8:00 PM
		Tampa Bay at Toronto	8:00 PM
		Vancouver at Ft. Lauderdale	8:00 PM
		New York at Seattle	7:30 PM
Saturday	May 14	Vancouver at Tampa Bay	8:00 PM
		Toronto at Seattle	7:30 PM
Sunday	May 15	Tulsa at New York	2:30 PM
		Team America at Montreal	2:00 PM
Wednesday	May 18	Chicago at Toronto	8:00 PM
		Seattle at Team America	8:00 PM
		Tampa Bay at San Diego	7:30 PM
Friday	May 20	Toronto at Tampa Bay	8:00 PM
Saturday	May 21	Montreal at Ft. Lauderdale	8:00 PM
		New York at Tulsa	7:30 PM
		Team America at San Diego	7:30 PM
Sunday	May 22	Seattle at Chicago	1:30 PM
		Vancouver at Golden Bay	2:30 PM
Wednesday	May 25	Toronto at San Diego	7:30 PM
		Golden Bay at New York	9:00 PM
		Montreal at Tulsa	7:30 PM
Friday	May 27	Golden Bay at Team America	8:00 PM
		Chicago at Vancouver	7:30 PM
		San Diego at Seattle	7:30 PM
Sunday	May 29	Toronto at Chicago	1:30 PM
Monday	May 30	Tulsa at Golden Bay	2:30 PM
Wednesday	June 1	San Diego at Montreal	8:00 PM
		Ft. Lauderdale at Chicago	7:30 PM
		Team America at Tampa Bay	8:00 PM
		Tulsa at Vancouver	7:30 PM
Saturday	June 4	Tampa Bay at Ft. Lauderdale	8:00 PM
		Team America at Tulsa	7:30 PM
		Montreal at Golden Bay	8:00 PM
Sunday	June 5	Vancouver at Toronto	3:00 PM
Wednesday	June 8	Montreal at Toronto	8:00 PM
		Vancouver at Chicago	7:30 PM
		Ft. Lauderdale at Tulsa	7:30 PM
		New York at San Diego	7:30 PM
Thursday	June 9	Tampa Bay at Team America	8:00 PM
Saturday	June 11	Vancouver at Montreal	8:00 PM
		Seattle at Tampa Bay	8:00 PM
		New York at Golden Bay	8:00 PM
Sunday	June 12	Chicago at Toronto	3:00 PM
		Ft. Lauderdale at Team America	2:30 PM
		Tulsa at San Diego	7:30 PM
Wednesday	June 15	Montreal at Chicago	7:30 PM
		San Diego at Tampa Bay	8:00 PM
		Golden Bay at Seattle	7:30 PM

1983 North American Soccer League Schedule

Day	Date	Opponents	Time*
Friday	June 17	New York at Team America	8:00 PM
Saturday	June 18	San Diego at Ft. Lauderdale	8:00 PM
		Chicago at Tulsa	7:30 PM
		Montreal at Seattle	7:30 PM
		Tampa Bay at Golden Bay	8:00 PM
		Toronto at New York	2:30 PM
Sunday	June 19	Toronto at New York	2:30 PM
Monday	June 20	Seattle at Vancouver	7:30 PM
Wednesday	June 22	Chicago at New York	9:00 PM
		Team America at Golden Bay	8:00 PM
		Vancouver at San Diego	7:30 PM
Thursday	June 23	Ft. Lauderdale at Toronto	8:00 PM
Saturday	June 25	New York at Montreal	12:30 PM
		Team America at Chicago	7:30 PM
		Tulsa at Ft. Lauderdale	8:00 PM
		Seattle at San Diego	7:30 PM
Sunday	June 26	Golden Bay at Toronto	3:00 PM
		Tampa Bay at Vancouver	6:30 PM
Wednesday	June 29	Vancouver at New York	9:00 PM
		Golden Bay at Ft. Lauderdale	8:00 PM
		San Diego at Tulsa	7:30 PM
Thursday	June 30	Toronto at Montreal	8:00 PM
Friday	July 1	New York at Chicago	7:30 PM
		Tampa Bay at Seattle	7:30 PM
Sunday	July 3	Seattle at Tulsa	7:30 PM
		San Diego at Vancouver	6:30 PM
Monday	July 4	Toronto at Ft. Lauderdale	7:00 PM
		Golden Bay at Tampa Bay	7:00 PM
Tuesday	July 5	Chicago at San Diego	7:30 PM
Wednesday	July 6	Team America at New York	9:00 PM
		Tulsa at Toronto	8:00 PM
		Seattle at Golden Bay	8:00 PM
Thursday	July 7	Montreal at Vancouver	7:30 PM
Friday	July 8	Toronto at Team America	8:00 PM
Saturday	July 9	Tulsa at Chicago	7:30 PM
		Ft. Lauderdale at Tampa Bay	8:00 PM
		San Diego at Golden Bay	8:00 PM
Sunday	July 10	New York at Vancouver	6:30 PM
Tuesday	July 12	Ft. Lauderdale at Montreal	8:00 PM
Wednesday	July 13	Vancouver at Toronto	8:00 PM
		Team America at Tampa Bay	8:00 PM
		Chicago at Tulsa	7:30 PM
		Golden Bay at Seattle	7:30 PM
Saturday	July 16	Tampa Bay at Chicago	7:30 PM
		Team America at Ft. Lauderdale	8:00 PM
Sunday	July 17	Tulsa at New York	7:00 PM
		Seattle at Montreal	2:00 PM
		San Diego at Toronto	3:00 PM
		Golden Bay at Vancouver	6:30 PM
Wednesday	July 20	Seattle at New York	9:00 PM
		San Diego at Team America	8:00 PM
		Chicago at Ft. Lauderdale	8:00 PM
		Montreal at Vancouver	7:30 PM
		Tampa Bay at Golden Bay	8:00 PM
Saturday	July 23	Golden Bay at Chicago	7:30 PM
		New York at Tampa Bay	8:00 PM
		Ft. Lauderdale at Tulsa	7:30 PM
		Montreal at San Diego	7:30 PM
Sunday	July 24	Seattle at Toronto	3:00 PM
		Vancouver at Team America	2:30 PM
Wednesday	July 27	Golden Bay at Montreal	8:00 PM
		Team America at Vancouver	7:30 PM

1983 North American Soccer League Schedule

Day	Date	Opponents	Time*
		Tulsa at Seattle	7:30 PM
		Ft. Lauderdale at San Diego	7:30 PM
Saturday	July 30	New York at Chicago	7:30 PM
		Golden Bay at Ft. Lauderdale	8:00 PM
		San Diego at Tampa Bay	8:00 PM
		Vancouver at Tulsa	7:30 PM
		Toronto at Seattle	7:30 PM
Sunday	July 31	Montreal at Team America	2:30 PM
Tuesday	August 2	Chicago at Montreal	8:00 PM
Wednesday	August 3	San Diego at New York	9:00 PM
		Toronto at Golden Bay	8:00 PM
Friday	August 5	Team America at Ft. Lauderdale	8:00 PM
		Chicago at Tampa Bay	8:00 PM
Saturday	August 6	New York at Montreal	2:00 PM
		Golden Bay at Tulsa	7:30 PM
Sunday	August 7	San Diego at Chicago	1:30 PM
		Tampa Bay at Team America	2:30 PM
Wednesday	August 10	New York at Team America	8:00 PM
		Chicago at Seattle	7:30 PM
		Golden Bay at San Diego	7:30 PM
Saturday	August 13	Toronto at Tulsa	7:30 PM
		Vancouver at Seattle	7:30 PM
		Chicago at Golden Bay	8:00 PM
Sunday	August 14	Montreal at New York	7:00 PM
		Ft. Lauderdale at San Diego	7:30 PM
Tuesday	August 16	New York at Toronto	8:00 PM
Wednesday	August 17	Seattle at Montreal	8:00 PM
		Tampa Bay at Tulsa	7:30 PM
		Ft. Lauderdale at Golden Bay	8:00 PM
Thursday	August 18	San Diego at Vancouver	7:30 PM
Friday	August 19	Team America at Chicago	7:30 PM
Saturday	August 20	Ft. Lauderdale at Seattle	7:30 PM
		San Diego at Golden Bay	8:00 PM
Sunday	August 21	Chicago at New York	7:00 PM
		Montreal at Toronto	3:00 PM
		Tulsa at Team America	2:30 PM
Wednesday	August 24	Toronto at Montreal	8:00 PM
		Chicago at Team America	8:00 PM
		Ft. Lauderdale at Tampa Bay	8:00 PM
		Golden Bay at Vancouver	7:30 PM
		San Diego at Seattle	7:30 PM
Saturday	August 27	Tulsa at Ft. Lauderdale	8:00 PM
		Golden Bay at San Diego	7:30 PM
Sunday	August 28	Tampa Bay at New York	7:00 PM
		Team America at Toronto	3:00 PM
		Montreal at Chicago	1:30 PM
		Seattle at Vancouver	6:30 PM
Wednesday	August 31	Toronto at Chicago	7:30 PM
		Tampa Bay at Ft. Lauderdale	8:00 PM
		Team America at Tulsa	7:30 PM
		Vancouver at Golden Bay	8:00 PM
		Seattle at San Diego	7:30 PM
Friday	Sept. 2	Toronto at New York	8:00 PM
Saturday	Sept. 3	Chicago at Montreal	8:00 PM
		Tulsa at Tampa Bay	8:00 PM
		Seattle at Golden Bay	8:00 PM
		Vancouver at San Diego	7:30 PM
Sunday	Sept. 4	Ft. Lauderdale at Team America	2:30 PM

* all times local

1983 NASL Alignment

Eastern Division

Chicago Sting (Soldier Field)
Le Manic de Montreal (Olympic Stadium)
New York Cosmos (Giants Stadium)
Toronto Blizzard (Exhibition Stadium)

Southern Division

Ft. Lauderdale Strikers (Lockhart Stadium)
Tampa Bay Rowdies (Tampa Stadium)
Team America (R.F.K. Stadium, Washington, DC)
Tulsa Roughnecks (Skelly Stadium)

Western Division

Golden Bay Earthquakes (Spartan Stadium)
San Diego Sockers (San Digeo-Jack Murphy Stadium)
Seattle Sounders (Kingdome)
Vancouver Whitecaps (Empire Stadium/B.C. Place)

Playoff Structure

1983 Playoff Dates**

September 5-September 15	Quarter-Finals
September 16-26	Semi-Finals
October 1	Soccer Bowl-83, B.C. Place, Vancouver, British Columbia

**Best-of-three games series, except for Soccer Bowl

Eight teams, the three division winners and five wild-card teams from the remaining teams, will qualify for the playoffs. The division champions will retain the home-field advantage throughout the playoffs except when they play each other, in which case the team with the most points during the regular season will qualify. The teams will be seeded in the Quarter-Finals in the following manner:

First Round Rankings

Quarter-Final Pairings:

1. Division champion with the most points	1 vs. 8
2. Division champion with the 2nd most points	2 vs. 7
3. Division champion with the least points	3 vs. 6
4. Wild-card team with the most points	4 vs. 5
5. Wild-card team with the 2nd most points	
6. Wild-card team with the 3rd most points	
7. Wild-card team with the 4th most points	
8. Wild-card team with the 5th most points	

In the Semi-Finals, the four remaining teams will be ranked one through four in order of points earned during the regular season, with the exception that the division champions will be seeded above any wild-card team. No. 1 will play No. 4 and No. 2 will play No. 3.

In the Quarter-Finals and Semi-Finals, all best-of-three series, the team with the higher ranking will have the first and third games at its home stadium.

Soccer Bowl-83, which will be played at B.C. Place in Vancouver on October 1, is a one-game championship.

TULSA ROUGHNECKS NUMERICAL ROSTER

NO.	PLAYER	POS.	BIRTHDATE	HT.	WT.	CITIZENSHIP	PREV. CLUB
0	Winston DuBose	G	7-28-55	6-2	177	USA	Tampa Bay
1	Zeljko Bilecki	G	4-28-50	6-1	185	Canadian	Los Angeles
2	Terry Moore	D	6-2-58	6-0	172	Canadian	Tampa Bay
3	Barry Wallace	D	4-17-59	5-10	155	British	Q.P.R.
4	Pasquale Fuccillo	M	6-2-56	5-11	165	British	Luton Town
6	Njego Pesa	F	5-30-58	5-10	165	USA	Tampa Bay
7	Zequinha	F	11-07-49	5-8	140	Brazilian	Tampa Bay
8	Ron Futcher	F	9-25-56	5-11	180	British	Portland
9	Iraj Danaifard	M	2-19-51	5-6	140	Iranian	Taj of Iran
10	Gerry Reardon	M	10-07-60	5-8	142	Irish	Adelphi University
11	Thompson Usiyan	F	4-27-56	6-0	165	Nigerian	Montreal
12	Billy Caskey	F	10-12-54	5-11	170	British	Derby County
13	Todd Saldana	M	1-18-62	5-10	150	USA	San Jose
14	Laurie Abrahams	F	4-3-53	5-10	160	British	California
15	Carmelo D'anzi	M	1-24-56	6-2	185	USA	New York United
17	Adam Krupa	M	12-22-52	5-8	150	Polish	Polonia Bytom
18	Victor Moreland	D	6-15-57	6-0	165	British	Derby County
20	Ivan Belfiore	D	10-4-60	5-11	172	Canadian	Chicago
22	Paul Coffee	G	11-12-56	6-1	170	USA	Chicago

HEAD COACH: Terry Hennessey
ASSISTANT COACH: Steve Earle

TRAINER: Larry Egge

TULSA ROUGHNECKS ALPHABETICAL ROSTER

Player	No.	Pos.	Date of Birth	Ht.	Wt.	Citizenship	1982 Club
ABRAHAMS, Laurie	14	F	4-3-53	5-10	160	British	Tulsa
BELFIORE, Ivan	20	D	10-4-60	5-11	172	Canadian	Chicago
BILECKI, Zeljko	1	G	4-28-50	6-1	185	Canadian	Tulsa
CASKEY, Billy	12	F	12-10-54	5-11	170	British	Tulsa
COFFEE, Paul	22	G	11-12-56	6-1	170	USA	Chicago
DANAIFARD, Iraj	9	M	2-19-51	5-6	140	Iranian	Tulsa
D'ANZI, Carmelo	15	M	1-24-56	6-2	185	USA	New York United
DuBOSE, Winston	0	G	7-28-55	6-2	177	USA	Tulsa
FUCCILLO, Pasqualle	4	M	6-2-56	5-11	165	British	Luton Town
FUTCHER, Ron	8	F	9-25-56	5-11	180	British	Portland
KRUPA, Adam	17	M	12-22-52	5-8	150	Polish	Tulsa
MORELAND, Victor	18	D	6-15-57	6-0	165	British	Tulsa
MOORE, Terry	2	D	6-2-58	6-0	172	Canadian	Tulsa
PESA, Njego	6	F	5-30-58	5-10	165	USA	Tulsa
REARDON, Gerry	10	M	10-7-60	5-8	142	Irish	Adelphi University
SALDANA, Todd	13	M	1-18-62	5-10	150	USA	Tulsa
USIYAN, Thompson	11	F	4-27-56	6-0	165	Nigerian	Montreal
WALLACE, Barry	3	D	4-17-59	5-10	155	British	Tulsa
ZEQUINHA	7	F	11-7-49	5-8	140	Brazilian	Tampa Bay

HEAD COACH: Terry Hennessey
ASSISTANT COACH: Steve Earle

TRAINER: Larry Egge

Now! Buy your Roughneck tickets at any QuikTrip®!

77 convenient locations in Tulsa,
Broken Arrow, Sand Springs, Owasso,
Stillwater, Bartlesville, Ponca City,
Miami and Vinita



QuikTrip®

Open 24 Hours Every Day





NASL
Team
Information



ROUGHNECK OPPONENTS

CHICAGO STING

333 N. Michigan Avenue
Suite 1525
Chicago, IL 60601
Telex: 256100 THE STING C GO
Phone: (312) 558-5425
Press Box-Wrigley: (312)
Press Box-Comiskey: (312)
Chairman: Lee B. Stern
Exec. V. Pres.: Doug Verb
Head Coach: Willy Roy
PR Director: Connie Kowal
Division: Eastern
Colors: Black, Yellow
Home Stadium: Soldier Field
Artificial Turf, Capacity — 67,000



SERIES RECORD (Chicago leads 8-4)

DATE	W/L	SCORE	TULSA GOALS
7/2/78	W	Tulsa 4 vs. Chicago 1	Redfern 2, Smith, Caskey
7/4/78	L	Tulsa 2 @ Chicago 5 (W)	Redfern, Sautter
7/14/79	L	Tulsa 2 @ Chicago 3 (W)	Chapman, Astigarraga
8/5/79	W	Tulsa 2 vs. Chicago 1	Gazonas, Villa
7/19/80	L	Tulsa 1 @ Chicago 7 (C)	Robb
8/2/80	W	Tulsa 3 vs. Chicago 1	Own Goal, Moreland, Edvaldsson
4/11/81	L	Tulsa 2 vs. Chicago 3-OT	Wallace, Caskey
4/25/81	L	Tulsa 0 @ Chicago 1 (C)	—
8/8/81	W	Tulsa 2 vs. Chicago 1	Edvaldsson, Caskey
8/19/81	L	Tulsa 4 @ Chicago 5 (C-SO)	McKenzie 2, Neal, Morrone
5/1/82	L	Tulsa 2 @ Chicago 3 (W)	Wallace, Droege
6/10/82	L	Tulsa 2 vs. Chicago 4	Abrahams 2

CLUB HISTORY

- 1975: Joined NASL, 12-10 record, 2nd in Central Division.
- 1976: 15-9 record, Northern Division champs, Reached 1st round of Atlantic Conference playoffs.
- 1977: 10-16 record, 4th in Northern Division.
- 1978: 12-18 record, 2nd in American Conference-Central Division, Reached 1st round of American Conference playoffs.
- 1979: 16-14 record, 2nd in American Conference-Central Division, Reached 1st round of American Conference playoffs.
- 1980: 21-11 record, American Conference-Central Division champs, Reached 1st round of American Conference playoffs.
- 1981: 23-9 record, Central Division champs, Soccer Bowl 81 champs.
- 1982: 13-19 record, 4th in Eastern Division.

ROUGHNECK OPPONENTS

FT. LAUDERDALE STRIKERS

1350 NE 56th Street
Ft. Lauderdale, FL 33334
Telex: 514320 NASL FTL
Phone: (305) 491-5140
Press Box: (305) 771-4510
President: Elizabeth Robbie
General Manager: Tim Robbie
Head Coach: David Chadwick
PP Director: Chip Namias (305-973-7390)
Division: Southern
Colors: Red, Yellow, and Black
Stadium: Lockhart Stadium
(19,020 capacity, Grass, 70 by 110)



SERIES RECORD (Tied 3-3)

DATE	W/L	SCORE	TULSA GOALS
6/20/79	L	Tulsa 2 @ Ft. Laud. 3 (OT)	Davies, Abrahams
6/5/80	W	Tulsa 2 vs. Ft. Laud. 1	Earle, Caskey
5/29/82	L	Tulsa 2 vs. Ft. Laud. 4	Moreland, Abrahams
7/4/82	L	Tulsa 2 @ Ft. Laud. 3 (OT)	Gerber 2
7/8/82	W	Tulsa 3 vs. Ft. Laud. 1	Pesa 2, Moreland
8/15/82	W	Tulsa 2 @ Ft. Laud. 1	Pesa, Gerber

CLUB HISTORY

- 1974: Joined NASL as Miami Toros, 9-5-6 record, Eastern Division champs, Lost to Los Angeles in NASL Championship.
- 1975: 14-8 record, 2nd in Eastern Division, Reached NASL playoff semifinals.
- 1976: 6-18 record, 5th in Eastern Division.
- 1977: Became Ft. Lauderdale Strikers, 19-7 record, 1st in Atlantic Conference-Eastern Division, Reached Atlantic Conference playoff semifinals.
- 1978: 16-14 record, 3rd in American Conference-Eastern Division, Reached American Conference championship playoffs.
- 1979: 17-13 record, 2nd in American Conference-Eastern Division, Reached 1st round of American Conference playoffs.
- 1980: 18-14 record, 2nd in American Conference-Eastern Division, American Conference playoff champs, Soccer Bowl 80 runner-up to New York.
- 1981: 18-14 record, 2nd in Southern Division, reached NASL playoff semifinals.
- 1982: 18-14 record, 1st in Southern Division.

ROUGHNECK OPPONENTS

GOLDEN BAY EARTHQUAKES

800 Charcot Avenue
Suite 100
San Jose, CA 95131
Telex: 346319 SNJ KICK SNJ
Phone: (408) 946-5020
Press Box: (408) 297-7269
President: Michael D'Addio
V. Pres. & Club Director: Carl Berg
Head Coach: Don Popovic
PR Director: Hal Childs
Division: Western
Colors: Red, White, Black
Stadium: Spartan Stadium
(21,406 capacity, Grass, 62 x 100)



SERIES RECORD (San Jose leads 2-1) (Formerly San Jose Earthquakes)

DATE	W/L	SCORE	TULSA GOALS
7/21/79	L	Tulsa 2 @ San Jose 3	Hughes, Danaifard
6/12/82	L	Tulsa 2 @ San Jose 3	McGrath, Bradford
8/21/82	W	Tulsa 2 vs. San Jose 0	Caskey, Gerber

CLUB HISTORY

- 1974: Joined NASL as San Jose Earthquakes, 9-8-3 record, 2nd in Western Division, Reached NASL playoff quarter-finals.
- 1975: 8-14 record, 5th in Western Division.
- 1976: 14-10 record, Pacific Conference-Western Division champs, Reached Pacific Conference playoffs finals.
- 1977: 14-12 record, 3rd in Pacific Conference-Western Division, Reached 1st round of NASL playoffs.
- 1978: 8-22 record, 4th in American Conference-Western Division.
- 1979: 8-22 record, 4th in American Conference-Western Division.
- 1980: 9-23 record, 4th in American Conference-Western Division.
- 1981: 11-21 record, 4th in Western Division.
- 1982: 13-19 record, 5th in Western Division.

ROUGHNECK OPPONENTS

LE MANIC DE MONTREAL

1259 Rue Berri
Suite 400
Montreal, Quebec, CANADA H2L 4C7
Telex: 055-61859 SOCCER MTL
Phone: (514) 282-1300
Press Box: (514) 253-0590
Chairman: Morgan McCammon
Exec. V. Pres. & Gen. Mgr.: Roger Samson
Head Coach: Andy Lynch
PR Director: Jean-Pierre Toupin (514-581-6166)
Division: Eastern
Colors: Red, White, and Blue
Stadium: Stade Olympique (Olympic Stadium)
(58,693 capacity, Artificial, 72 by 113)



SERIES RECORD (Tulsa leads 4-1) (Formerly Philadelphia Fury)

DATE	W/L	SCORE	TULSA GOALS
5/26/79	W	Tulsa 4 vs. Philadelphia 1	Abrahams 2, Chapman, Woodward
5/21/81	W	Tulsa 3 vs. Montreal 2 (SO)	McKenzie 2
6/17/81	L	Tulsa 2 @ Montreal 3 (SO)	Morrone, Gibbs
4/10/82	W	Tulsa 1 vs. Montreal 0	Gerber
6/23/82	W	Tulsa 1 @ Montreal 0 (SO)	—

CLUB HISTORY

- 1978: Joined NASL as Philadelphia Fury, 12-18 record, 4th in American Conference-Eastern Division, Reached 1st round of American Conference Playoffs.
- 1979: 10-20 record, 3rd in American Conference-Eastern Division, Reached first round of American Conference playoffs.
- 1980: 10-22 record; 4th in American Conference-Eastern Division.
- 1981: Became Montreal Manic, 15-17 record, 2nd in Eastern Division, Reached NASL playoff quarterfinals.
- 1982: 19-13 record, 2nd in Eastern Division.

ROUGHNECK OPPONENTS

NEW YORK COSMOS

44 East 50th Street
 New York, NY 10022
 Telex: 968-864
 Phone: (212) 308-1410
 Press Box: (212) 933-2020
 Chairman: Nesuhi Ertegun
 General Manager: Thomas Werblin
 Head Coach: Prof. Julio Mazzei
 PR Director: Mark Brickley (212-749-7081)
 Division: Eastern
 Colors: Royal Blue, Yellow, White
 Stadium: Giants Stadium
 (76,891 capacity, Artificial, 70 by 110)



SERIES RECORD (New York leads 14-4)

(* — Playoff games)

DATE	W / L	SCORE	TULSA GOALS
4/16/78	L	*Tulsa 0 @ New York 1	—
5/20/79	L	Tulsa 1 @ New York 3	Darracott
6/13/79	W	Tulsa 2 vs. New York 3	Davies 2
8/23/79	W	*Tulsa 3 vs. New York 0	Davies 2, Hughes
8/26/79	L	*Tulsa 0 @ New York 3	—
8/26/79	L	*Tulsa 1 @ New York 3 (MG)	O'Riordan
4/26/80	W	Tulsa 2 vs. New York 1	Moreland, Caskey
8/28/80	L	*Tulsa 1 vs. New York 3	Caskey
8/31/80	L	*Tulsa 1 @ New York 8	Caskey
5/15/81	L	Tulsa 1 vs. New York 2 (OT)	Moreland
7/5/81	L	Tulsa 2 @ New York 3	McKenzie, Wallace
5/8/82	L	Tulsa 2 vs. New York 3 (SO)	Huson, Droege
8/18/82	L	Tulsa 1 @ New York 3	Wallace
8/25/82	L	*Tulsa 0 @ New York 5	—
8/28/82	W	*Tulsa 1 vs. New York 0	Pesa
9/1/82	L	*Tulsa 0 @ New York 1	—

CLUB HISTORY

- 1971: Joined NASL, 9-10-5 record, 2nd in Northern Division, Reached NASL playoff semifinals.
- 1972: 7-3-4 record, Northern Division champs, NASL playoff champs.
- 1973: 7-5-7 record, 2nd in Northern Division, Reached NASL playoff semifinals.
- 1974: 4-14-2 record, 4th in Northern Division.
- 1975: 10-12 record, 3rd in Northern Division.
- 1976: 16-8 record, 2nd in Eastern Division, Reached Eastern Division playoff finals.
- 1977: 15-11 record, 2nd in Eastern Division, Soccer Bowl 77 champs.
- 1978: 24-6 record, National Conference-Eastern Division champs, Soccer Bowl 78 champs.
- 1979: 24-6 record, National Conference-Eastern Division champs, Reached National Conference championship playoffs.
- 1980: 24-8 record, National Conference-Eastern Division champs, Soccer Bowl 80 champs.
- 1981: 23-9 record, Eastern Division champs, Soccer Bowl 81 runner-up to Chicago.
- 1982: 23-9 record, Eastern Division champs, Soccer Bowl 82 champs.

ROUGHNECK OPPONENTS

SAN DIEGO SOCKERS

9449 Friars Road
San Diego, CA 92108
Telex: 697-910 SOCKERS SDG
Phone: (619) 280-4625
Press Box: (619) TBA
Chairman: Bob Bell
Managing Director/Pres.: Jack Daley
Head Coach: Ron Newman
PR Director: Dick Christman
Division: Western
Colors: Royal Blue, Gold
Stadium: San Diego-Jack Murphy Stadium
(22,222 capacity, Grass, 75 by 112)



SERIES RECORD (Series tied 2-2)

DATE	W/L	SCORE	TULSA GOALS
5/30/79	W	Tulsa 2 vs. San Diego 0	Chapman, Abrahams
7/4/80	L	Tulsa 1 @ San Diego 2 (SO)	Moreland
5/15/82	W	Tulsa 2 @ San Diego 1	Caskey 2
8/11/82	L	Tulsa 3 vs. San Diego 4	Gerber 2, Bradford

CLUB HISTORY

- 1974: Joined NASL as Baltimore Comets, 10-8-2 record, 2nd in Eastern Division.
- 1975: 9-13 record, 5th in Eastern Division.
- 1976: Became the San Diego Jaws, 9-15 record, 5th in Pacific Conference-Southern Division.
- 1977: Became the Las Vegas Quicksilvers, 11-15 record, 5th in Pacific Conference-Southern Division.
- 1978: Became the San Diego Sockers, 18-12 record, American Conference-Western Division champs, Reached American Conference playoff semifinals.
- 1979: 15-15 record, American Conference-Western Division champs, Reached American Conference playoff finals.
- 1980: 16-16 record, 3rd in American Conference-Western Division, Reached American Conference playoff finals.
- 1981: 21-11 record, Western Division champs, Reached NASL playoff semifinals.
- 1982: 19-13 record, 2nd in Western Division, Reached NASL playoff.

ROUGHNECK OPPONENTS

SEATTLE SOUNDERS

419 Occidental Avenue South
Seattle, WA 98104
Telex: 320397 PROSOCCER SEA
Phone: (206) 628-3551
President: Bruce A. Anderson
General Manager: TBA
Head Coach: Laurie Calloway
PR Director: Hans Stierle
Division: Western
Colors: Navy & Light Blue
Stadium: Seattle Kingdome
(27,394 capacity, Artificial, 70 by 100)



SERIES RECORD (Seattle leads 5-4)

DATE	W/L	SCORE	TULSA GOALS
4/22/78	W	Tulsa 3 vs. Seattle 1	Caskey, Waldron, Sautter
6/24/78	W	Tulsa 1 @ Seattle 0	Zec
3/30/79	W	Tulsa 4 @ Seattle 3 (OT)	Chapman, Hughes, Woodward, Davies
7/2/80	L	Tulsa 0 vs. Seattle 1 (SO)	—
8/6/80	L	Tulsa 1 @ Seattle 4	Moreland
6/11/81	W	Tulsa 4 vs. Seattle 1	Moen 2, Neal, Morrone
8/1/81	L	Tulsa 0 @ Seattle 1	—
4/29/82	L	Tulsa 3 @ Seattle 4 (OT)	Moreland, Caskey, Morrone
6/26/82	L	Tulsa 1 vs. Seattle 4	Krupa

CLUB HISTORY

- 1974: Joined NASL as Seattle Sounders, 10-7-3 record, 3rd in Western Division.
- 1975: 15-7 record, 2nd in Western Division, Reached NASL playoff quarterfinals.
- 1976: 14-10 record, 2nd in Pacific Conference-Western Division,
- 1977: 14-12 record, 3rd in Pacific Conference-Western Division, Soccer Bowl 77 runner-up to New York.
- 1978: 15-15 record, 3rd in National Conference-Western Division, Reached 1st round of NASL playoffs.
- 1979: 13-17 record, 3rd in National Conference-Western Division.
- 1980: 25-7 record, National Conference-Western Division champs, Reached National Conference playoff semi-finals.
- 1981: 15-17 record, 4th in Northwest Division, Reached 1st round of NASL playoffs.
- 1982: 18-14 record, Western Division champs, Soccer Bowl 82 runner-up to New York.

ROUGHNECK OPPONENTS

TAMPA BAY ROWDIES

2222 North Westshore Blvd.

Tampa, FL 33607

Telex: 52619 TPA BAY SOCR TPA

Phone: (813) 877-7800

Exec. V. Pres. of Administration: Ted Moore

Head Coach: Al Miller

PR Director: Marcia Schallert

(813) 963-1552

Division: Southern

Colors: Yellow, Green, White

Stadium: Tampa Stadium

(71,600 capacity, Grass, 68 by 116)



SERIES RECORD (Tampa Bay leads 4-3)

DATE	W/L	SCORE	TULSA GOALS
7/8/78	L	Tulsa 0 vs. Tampa Bay 3	—
5/31/80	L	Tulsa 1 @ Tampa Bay 3	Edvaldsson
3/28/81	W	Tulsa 2 @ Tampa Bay 0	Morrone, Own Goal
4/3/82	L	Tulsa 1 @ Tampa Bay 3	Abrahams
6/2/82	L	Tulsa 0 @ Tampa Bay 2	—
6/5/82	W	Tulsa 2 vs. Tampa Bay 0	Moreland, Abrahams
7/15/82	W	Tulsa 3 vs. Tampa Bay 0	Abrahams 2, Krupa

CLUB HISTORY

- 1975: Joined NASL as Tampa Bay Rowdies, 16-6 record, Eastern Division champs, Soccer Bowl 75 champs.
- 1976: 18-6 record, Atlantic Conference-Eastern Division champs, Reached Atlantic Conference playoff finals.
- 1977: 14-12 record, 3rd in Atlantic Conference-Eastern Division, Reached 1st round of NASL playoffs.
- 1978: 18-12 record, 2nd in American Conference-Eastern Division, Soccer Bowl 78 runner-up to New York.
- 1979: 19-11 record, American Conference-Eastern Division champs, Soccer Bowl 79 runner-up to Vancouver.
- 1980: 19-13 record, American Conference-Eastern Division champs, Reached American Conference playoff semi-finals.
- 1981: 15-17 record, 4th in Southern Division, Reached NASL playoff quarterfinals.
- 1982: 12-20 record, 3rd in Southern Division.

ROUGHNECK OPPONENTS

TEAM AMERICA

908 17th St. NW
Washington, D.C. 20006
Phone: (202) USA-TEAM
Telex: TBA
Press Box Phone: TBA
Chairman: Robert K. Lifton
Exec. V. Pres./General Manager: T. Beauclerc Rogers IV
Head Coach: Alkis Panagoulis
PR Director: Jim Henderson
Division: Southern
Colors: Red, white, blue
Stadium: RFK Memorial Stadium
Capacity, 55,000, grass, 70x110



ROUGHNECK OPPONENTS

TORONTO BLIZZARD

Exhibition Stadium
Exhibition Place
Toronto, Ontario,
CANADA M6K 3C3
Telex: 06217899 TOR NASL TOR
Phone: (416) 977-4625
Press Box: TBA
President: CLive Toye
General Manager: Tom Scallen
Head Coach: Bob Houghton
PR Director: Pat Surphlis
(416) 499-1884
Division: Eastern
Colors: Red, White, and Blue
Stadium: Exhibition Stadium
(54,472 capacity, Artificial, 65 by 110)



SERIES RECORD (Tulsa leads 5-3)

DATE	W/L	SCORE	TULSA GOALS
4/8/78	W	Tulsa 2 vs. Toronto 0	Zec 2
5/16/79	L	Tulsa 0 @ Toronto 1	—
7/7/79	W	Tulsa 4 vs. Toronto 0	Astigarraga, Chapman, Gazonas, Earle
5/11/80	L	Tulsa 0 @ Toronto 2	—
6/21/81	W	Tulsa 2 @ Toronto 0	Morrone, McKenzie
7/3/81	W	Tulsa 3 vs. Toronto 0	Moen, Davidson, McKenzie
4/17/82	L	Tulsa 0 @ Toronto 1	—
7/17/82	W	Tulsa 5 vs. Toronto 1	Gerber 2, Koutsoukos, McGrath, Abrahams

CLUB HISTORY

- 1971: Joined NASL as Toronto Metros-Croatia, 5-10-9 record, 3rd in Northern Division.
- 1972: 4-6-4 record, 4th in Northern Division.
- 1973: 6-4-9 record, Northern Division champs, Reached NASL playoff semifinals.
- 1974: 9-10-1 record, 2nd in Northern Division.
- 1975: 13-9 record, 2nd in Northern Division, Reached NASL playoff quarterfinals.
- 1976: 15-9 record, 2nd in Atlantic Conference-Northern Division, Soccer Bowl champs.
- 1977: Became Toronto Metros, 13-13 record, Atlantic Conference-Northern Division, Reached NASL playoff quarterfinals.
- 1978: 16-14 record, 3rd in National Conference-Eastern Division, Reached 1st round of NASL playoffs.
- 1979: 14-16 record, 3rd in National Conference-Eastern Division, Reached 1st round of NASL playoffs.
- 1980: 14-18 record, 3rd in National Conference-Eastern Division.
- 1981: 7-25 record, 4th in Eastern Division.
- 1982: 17-15 record, 3rd in Eastern Division.

ROUGHNECK OPPONENTS

VANCOUVER WHITECAPS

3683 East Hastings Street
Vancouver, British Columbia,
CANADA V5K 2B1
Telex: 04508336 WHITECAPS VCR
Phone: (604) 291-8811
Press Box: (604) 255-1851
Pres./General Manager: Peter Bridgwater
Head Coach: John Giles
PR Director: Jack Leonard
(604) 941-7578
Division: Western
Colors: Reflex Blue, Cyan Blue, Red, White
Stadium: BC Place
(60,000 capacity, Artificial
Empire Stadium — 32,375 capacity, Artificial



SERIES RECORD (Vancouver leads 6-2)

DATE	W/L	SCORE	TULSA GOALS
6/22/78	L	Tulsa 1 @ Vancouver 5	Gazonas
6/7/79	L	Tulsa 1 vs. Vancouver 2	Abrahams
7/25/79	L	Tulsa 0 @ Vancouver 1	—
8/21/80	W	Tulsa 2 vs. Vancouver 0	Woodward, Busby
7/8/81	L	Tulsa 2 @ Vancouver 3 (SO)	Moen, Neal
7/30/81	W	Tulsa 3 vs. Vancouver 2	McKenzie, Moreland, Neal
7/31/82	L	Tulsa 2 @ Vancouver 3 (SO)	Bradford, Gerber
8/4/82	L	Tulsa 1 vs. Vancouver 2	Pesa

CLUB HISTORY

- 1971: Joined NASL as the Vancouver Whitecaps, 5-11-4 record, 4th in Western Division.
- 1975: 11-11 record, 4th in Western Division.
- 1976: 14-10 record, 3rd in Pacific Conference-Western Division, Reached 1st round of NASL playoffs.
- 1977: 14-12 record, 2nd in Pacific Conference-Western Division, Reached 1st round of NASL playoffs.
- 1978: 24-6 record, National Conference-Western Division champs, Reached National Conference playoff semi-finals.
- 1979: 20-10 record, National Conference-Western Division champs, Soccer Bowl 79 champs.
- 1980: 16-16 record, 3rd in National Conference-Western Division, Reached 1st round of NASL playoffs.
- 1981: 21-11 record, Northwest Division champs, Reached 1st round of NASL playoffs.
- 1982: 20-12 record, 3rd in Western Division.

1982 Final Regular Season Standings

Eastern Division	GP	W	SW	L	SL	GF	GA	BP	TP
New York	32	23	(1)	9	(0)	73	52	67	203
Montreal	32	19	(2)	13	(2)	60	43	49	159
Toronto	32	17	(0)	15	(1)	64	47	49	151
Chicago	32	13	(1)	19	(2)	56	67	53	129

Southern Division

Ft. Lauderdale	32	18	(1)	14	(1)	64	74	57	163
Tulsa	32	16	(2)	16	(2)	69	57	59	151
Tampa Bay	32	12	(1)	20	(2)	47	77	42	112
Jacksonville	32	11	(0)	21	(1)	41	71	39	105

Western Division

Seattle	32	18	(1)	14	(5)	72	48	60	166
San Diego	32	19	(3)	13	(2)	71	54	54	162
Vancouver	32	20	(3)	12	(2)	58	48	46	160
Portland	32	14	(2)	18	(1)	49	44	42	122
San Jose	32	13	(1)	19	(0)	47	62	38	114
Edmonton	32	11	(3)	21	(0)	38	65	33	93

GP—Games Played GF—Goals For GA—Goals Against
 SW—Shootouts Won W—Won BP—Bonus Points
 SL—Shootouts Lost L—Lost TP—Total Points

Total Points: Win—6 Pts., Shootout Win—4 Pts., Loss—0 Pts.
 Bonus Points: One point is awarded for each goal scored up to a maximum of three per team per game. No bonus points are given for goals scored in overtime or in the Shootout.

1983 NASL Standing Points System

Each winning team will be awarded six points for a win in regulation and overtime toward its NASL season standings. A team winning in the Shootout will receive four points. No points will be given for a loss. Winners and losers will receive one point in the standings for each goal scored during regulation 90 minutes, with a maximum of three such bonus points awarded per team per game. No bonus points will be awarded for goals scored in overtime or the Shootout.

Teams winning in regulation or overtime who score three or more goals in regulation time will receive the maximum nine points in the League standings. Losing teams can get no more than three points (for three or more goals) in the standings.

1982 Playoff Results

First Round	Attend.
August 25 at New York—New York 5, Tulsa 0	(23,917)
August 28 at Tulsa—Tulsa 1, New York 0	(15,876)
September 1 at New York—New York 1, Tulsa 0	(24,209)
August 25 at Seattle—Seattle 4, Toronto 2	(13,005)
August 27 at Toronto—Toronto 2, Seattle 1	(5,099)
September 1 at Seattle—Seattle 4, Toronto 2	(17,332)
August 25 at Montreal—Montreal 3, Ft. Lauderdale 2 (OT)	(15,232)
August 29 at Ft. Lauderdale—Ft. Lauderdale 1, Montreal 0 (OT)	(10,696)
September 1 at Ft. Lauderdale—Ft. Lauderdale 4, Montreal 1	(11,897)
August 25 at San Diego—San Diego 5, Vancouver 1	(7,267)
August 29 at Vancouver—Vancouver 1, San Diego 0	(18,253)
September 2 at San Diego—San Diego 2, Vancouver 1	(8,857)

Semifinals

September 5 at New York—New York 2, San Diego 1	(34,653)
September 8 at San Diego—San Diego 1, New York 2 (OT)	(13,074)
September 4 at Seattle—Seattle 0, Ft. Lauderdale 2	(17,338)
September 8 at Ft. Lauderdale—Ft. Lauderdale 3, Seattle 4 (OT)	(15,196)
September 10 at Seattle—Seattle 1, Ft. Lauderdale 0	(28,986)

Soccer Bowl-82

September 18 at San Diego—Jack Murphy Stadium New York 1, Seattle 0	(22,634)
--	----------

1982 NASL Leading Scorers

Player, Team	GP	G	A	TP
Giorgio Chinaglia, New York	32	20	15	55
Karl-Heinz Granitza, Chicago	32	20	9	49
Peter Ward, Seattle	32	18	12	48
Ricardo Alonso, Jacksonville	30	21	4	46
Laurie Abrahams, Tulsa	31	17	10	44
Neill Roberts, Toronto	28	17	8	42
Ace Ntsoelengoe, Toronto	32	14	12	40
Mark Peterson, Seattle	31	17	5	39
David Byrne, Toronto	32	8	23	39
Godfrey Ingram, San Jose	31	17	3	37
Alan Willey, Montreal	29	15	7	37
Branko Segota, Ft. Lauderdale	29	12	13	37

1982 NASL Leading Goalkeepers*

Goalkeeper, Team	GP	Min.	SHS	Sv	GA	GAA
Tino Lettieri, Vancouver	27	2506	418	130	34	1.23
Victor Nogueira, Montreal	19	1654	205	66	23	1.25
Paul Hammond, Seattle	32	2986	438	146	45	1.40
Bill Irwin, Portland	25	2761	361	122	34	1.32
Jan Moller, Toronto	30	2971	365	143	42	1.37
Volkmar Gross, San Diego	28	2563	509	178	40	1.40
Hubert Birkenmeier, New York	28	2552	412	160	44	1.55
Winston DuBose, Tulsa	32	2960	539	159	55	1.67
Mike Hewitt, San Jose	30	2727	509	164	55	1.82
Dieter Ferner, Chicago	28	2579	487	165	58	2.02
Peter Mellor, Edmonton	27	2392	440	164	56	2.11
Jan van Beveren, Ft. Lauderdale	32	2922	582	176	73	2.25
Arnie Mausser, Jacksonville	19	1710	328	95	47	2.47

(*Goalkeepers need 1440 minutes to qualify)

Formula for Breaking Standings Ties for Playoff Positions

An eight-step procedure is in use to determine the order of finish in regular season play if there are any ties that exist in the point totals. The order of finish within a division is determined as follows:

- a. Greatest number of points determined by the NASL point system
 - b. Greatest number of points accrued by results only (i.e., no bonus points)
 - c. The greater goal difference (goals for minus goals against)
 - d. The most outright wins (i.e., no overtime, no shootout wins)
 - e. The greater number of goals scored
 - f. Procedures a through c applied to road games only
 - g. Procedures a through c applied to home games only
 - h. Coin toss
-

NASL Tiebreaker Procedure/ The Shootout

NASL games which are tied at the end of regulation play will be extended by 15 minutes of "sudden death" overtime (two 7½-minute periods). A flip of the coin will decide which team will kick off. The first team to score a goal wins the game.

If the game remains tied at the end of the second overtime period, the outcome will be decided by The Shootout which involves players on each team challenging the opposing goalkeeper in a one-on-one competition.

Each team will take five chances in alternate order with the visiting team kicking first. The shooters will start with the ball on the 35-yard line and must take their shot within five seconds. Goalkeepers have no movement restrictions within the five-second period in accordance with normal rules of play. However, he cannot touch the ball with his hands outside the penalty area. Should he do so, a penalty kick will be awarded to the shooter. A penalty kick would also be awarded should the referee determine that he has fouled the shooter.

The team with the most goals at the end of the five kicks or the team that has achieved an insurmountable advantage, such as scoring on its first three kicks while their opponents miss their first three will be declared the winner.

If the teams remain tied after the prescribed five attempts, they shall continue to take alternate kicks until one has scored more than the other after an equal number of attempts. Only players in the game at the end of the overtime period shall be eligible to take such kicks. Goalkeepers shall not take such kicks. No player may take a second kick until all other eligible members of his team have done so. For the second and any other subsequent rounds, the teams may revise the order of shooters.



Roughneck

Record Section



1982 INDIVIDUAL STATISTICS

NO.	PLAYER	GP	GS	MIN	SH	FL	C/E	PK/A	SO/A	G	A	PT
14	Laurie Abrahams	31	30	2690:57	85	33	4/0	0/1	4/4	17	10	44
7	Franz Gerber	27	24	2097:12	61	20	1/0	0/0	2/3	11	10	32
3	Barry Wallace	32	29	2734:06	58	41	5/0	1/1	0/2	8	10	26
10	David Bradford	27	25	2411:27	45	36	2/0	0/0	0/3	5	11	21
6	Njogo Pesa	13	13	1160:23	32	22	2/0	0/0	1/1	4	8	16
18	Victor Moreland	29	29	2650:55	20	45	6/0	1/2	0/0	4	4	12
12	Billy Caskey	25	14	1297:43	22	52	1/0	0/0	0/0	4	3	11
11	Chris McGrath	17	10	1001:46	22	17	0/0	0/0	0/0	3	5	11
17	Adam Krupa	11	5	498:22	8	7	0/0	0/0	0/0	3	3	9
4	Tim Twellman	21	21	1944:49	10	33	2/0	0/0	0/0	0	8	8
19	Dave Huson	28	26	2337:58	18	32	2/0	0/0	0/0	2	3	7
15	Steve Ralbovsky	21	12	1343:12	5	15	1/0	0/0	0/0	1	4	6
2	Don Droege	18	18	1672:22	25	48	3/0	0/0	1/3	2	2	6
4	Tasso Koutsoukos	11	11	991:27	22	11	0/0	0/0	0/1	1	3	5
5	Kim Roentved	16	12	1140:40	18	24	2/0	0/0	0/0	0	4	4
8	David McCreery	18	18	2028:01	13	17	0/0	0/0	0/0	1	2	4
6	Joe Morrone	5	3	308:35	1	2	0/0	0/0	1/1	1	1	3
13	Todd Saldana	3	2	95:10	2	1	0/0	0/0	0/0	1	1	3
2	Terry Moore	14	14	1300:33	2	40	2/0	0/0	0/0	0	1	1
16	John Tyma	4	2	209:58	2	6	0/0	0/0	0/0	0	0	0
9	Iraj Danaifard	2	0	28:52	0	1	0/0	0/0	0/0	0	0	0

TULSA TOTALS	32	32	2960:34	471	503	33/0	2/4	9/18	67	94	228
OPPONENT TOTALS	32	32	2960:34	539	555	28/1	5/6	8/19	55	61	171

NO.	GOALKEEPER	GP	GS	MIN	SH	SV	GLS	PK/A	SO/A	SHO	GAA
0	Winston DuBose	32	32	2960:34	539	159	55	5/6	8/19	9	1.67
1	Zeljko Bilecki	0	0	0:00	0	0	0	0/0	0/0	0	0:00
30	Randy Phillips	0	0	0:00	0	0	0	0/0	0/0	0	0:00
TULSA TOTALS	32	32	2960:34	539	159	55	5/6	8/19	9	1.67	
OPPONENT TOTALS	32	32	2960:34	471	152	67	2/4	9/18	4	2.04	

SCORING BY PERIODS & TEAM STATISTICS	OWN					
	1	2	OT	SH	TG	GL CK OFF
TULSA ROUGHNECKS	34	32	1	2	69	1 173 181
OPPONENTS	24	29	2	2	57	0 180 168

1982 GAME-BY-GAME RESULTS

Date	Opponent	Score	Attendance	Scoring
4-3-82	at Tampa	1-3L	27,379	ABRAHAMS (Wallace)
4-10-82	MONTREAL	1-0W	15,182	GERBER (McCreery)
4-17-82	at Toronto	0-1L	10,420	—
4-24-82	JACKSONVILLE	3-2W	12,132	ABRAHAMS (Twellman) ABRAHAMS (Gerber, Twellman) BRADFORD (Abrahams, Caskey) MORELAND (PK) CASKEY (Gerber, Moreland) MORRONE (Wallace)
4-29-82	at Seattle	3-4L (OT)	5,815	WALLACE (Krupa) DROEGE (Morrone)
5-1-82	at Chicago	2-3L	7,780	HUSON (Abrahams, Caskey) DROEGE (Twellman)
5-8-82	NEW YORK	2-3L (SO)	21,118	CASKEY (Abrahams, Twellman) CASKEY (Twellman, Bradford)
5-15-82	at San Diego	2-1W	8,114	ABRAHAMS, (Bradford) WALLACE (Unassisted)
5-22-82	at Jacksonville	3-0W	8,307	ABRAHAMS (Caskey, Ralbovsky) MORELAND (Bradford) ABRAHAMS (Bradford, Wallace)
5-29-82	FT. LAUDERDALE	2-4L	14,182	—
6-2-82	at Tampa	0-2L	12,109	MORELAND (Saldana, McGrath)
6-5-82	TAMPA	2-0W	14,332	ABRAHAMS (Unassisted) ABRAHAMS (Unassisted) ABRAHAMS (Bradford)
6-10-82	CHICAGO	2-4L	13,392	McGRATH (Droege)
6-12-82	at San Jose	2-3L	15,546	BRADFORD (Abrahams, Droege) WALLACE (McGrath, Bradford)
6-16-82	at Edmonton	5-1W	3,167	BRADFORD (Roentved, Wallace) McGRATH (Ralbovsky, Huson) RALBOVSKY (Unassisted) WALLACE (Abrahams, Ralbovsky)
6-18-82	JACKSONVILLE	3-2W (SO)	10,166	ABRAHAMS (Wallace, Roentved) WALLACE (McGrath, Roentved)
6-23-82	at Montreal	1-0W (SO)	16,905	—
6-26-82	SEATTLE	1-4L	13,874	KRUPA (Roentved, Abrahams)
7-4-82	at Ft. Lauderdale	2-3 L (OT)	18,124	GERBER (Twellman) GERBER (Abrahams, McGrath) HUSON (Pesa) ABRAHAMS (Unassisted) GERBER (Wallace) KRUPA (Gerber, Pesa)
7-6-82	PORTLAND	4-0W	14,090	PESA (Twellman, Krupa) PESA (Bradford, Gerber) MORELAND (Gerber) ABRAHAMS (Pesa, Krupa) KRUPA (Gerber, Bradford)
7-8-82	FT. LAUDERDALE	3-1W	15,476	ABRAHAMS (Wallace) GERBER (Abrahams) KOUTSOUKOS (Gerber, Abrahams) GERBER (Koutsoukos, Pesa) McGRATH (Moore, McCreery) ABRAHAMS (Pesa, McCreery) ABRAHAMS (McGrath, Wallace)
7-15-82	TAMPA BAY	3-0W	14,527	—
7-17-82	TORONTO	5-1W	14,751	BRADFORD (Moreland, Koutsoukos) GERBER (Moreland, Bradford) PESA (Abrahams, Moreland) ABRAHAMS (Ralbovsky) WALLACE (Bradford) WALLACE (Gerber) ABRAHAMS (Gerber, Wallace) SALDANA (Unassisted) GERBER (Wallace, Pesa) BRADFORD (Unassisted) GERBER (Huson, Pesa) PESA (Koutsoukos) GERBER (Wallace)
7-24-82	EDMONTON	1-0W (OT)	16,097	WALLACE (PK)
7-28-82	at Portland	0-2L	6,058	—
7-31-82	at Vancouver	2-3L (SO)	15,921	CASKEY (Huson, Gerber) GERBER (Pesa, Bradford)
8-4-82	VANCOUVER	1-2L	12,572	
8-7-82	at Jacksonville	5-0W	5,522	
8-11-82	SAN DIEGO	3-4L	13,354	
8-15-82	at Ft. Lauderdale	2-1W	10,512	
8-18-82	at New York	1-3L	28,638	
8-21-82	SAN JOSE	2-0W	16,256	

GRAND PRIX OF INDOOR SOCCER STATISTICS

RECORD:

Total: 3-3
Home: 2-2
Road: 1-1

ATTENDANCE:

Home: 36,019 (6)
Home: 13,172 (4)
Road: 22,847 (4)

Avg.: 4,502
Avg.: 3,293
Avg.: 5,712

	1	2	3	4	Over		Fouls	OG	Cor-		Avg
					Time	Total			ners	PPG/T	
Tulsa:	8	8	6	9	1	32	98	0	12	10/21	47.6%
Opp.:	10	11	6	9	1	37	114	0	13	5/17	29.4%
No. Players	GP	SHS	PM	C/E	PPG	SHG	PK/T	WG	G	A	PTS
0 W. DuBose	6	0	4	1/0	—	—	—	—	—	3	3
2 T. Moore	6	10	4	0/0	0	0	0/0	0	1	1	3
3 B. Wallace	4	20	2	1/0	0	0	0/0	0	2	5	9
5 J. Berrio	4	13	4	0/0	1	0	0/0	0	1	2	4
6 N. Pesa	6	43	2	0/0	2	0	0/0	0	5	3	13
7 F. Gerber	2	3	0	0/0	0	0	0/0	0	0	0	0
9 I. Danaifard	4	20	2	0/0	0	0	0/0	0	4	0	8
10 G. Reardon	6	6	0	0/0	0	0	0/0	0	0	2	2
11 K. Weller	4	29	2	0/0	4	0	2/3	0	6	3	15
12 B. Caskey	6	21	6	1/0	0	0	0/0	0	5	3	13
13 T. Saldana	6	18	2	0/0	0	0	0/0	0	0	1	1
14 L. Abrahams	6	39	0	0/0	2	0	1/1	3	5	4	14
15 S. Ralbovsky	2	0	0	0/0	0	0	0/0	0	0	0	0
16 D. McGill	2	0	0	0/0	0	0	0/0	0	0	0	0
17 A. Krupa	2	4	0	0/0	0	0	0/0	0	0	1	1
18 V. Moreland	6	18	4	0/0	1	0	0/0	0	2	1	5
19 D. Huson	6	14	2	0/0	0	0	0/0	0	0	1	1
20 I. Belfiore	6	9	2	0/0	0	0	0/0	0	1	0	2
TULSA	6	267	*38	3/0	10	0	3/4	3	32	30	94
Opponent	6	260	50	3/0	5	0	0/0	3	37	48	122

*Bench penalty.

Goalkeepers	GP	MIN	SHA	SVS	GA	GAA	PK/T
0 W. DuBose	6	365.41	360	93	37	6.07	1/1
3 B. Wallace	1	0.38	0	0	0	0.00	0/0
TULSA							
Opponent	6	366.19	267	103	32	5.25	3/4

GRAND PRIX OF INDOOR SOCCER PLAYOFFS

	1	2	3	4	Over		Fouls	OG	Cor-		Avg
					Time	Total			ners	PPG/T	
Tulsa:	4	1	3	7	0	15	49	0	7	0/1	0.0%
Opp.:	3	2	5	2	0	12	40	0	1	2/4	50.0%
No. Players	GP	SHS	PM	C/E	PPG	SHG	PK/T	WG	G	A	PTS
0 W. DuBose	1	0	0	0/0	0	0	0/0	0	0	1	1
2 T. Moore	2	1	0	0/0	0	0	0/0	0	0	2	2
3 B. Wallace	2	4	0	0/0	0	0	0/0	0	1	4	6
5 J. Berrio	2	6	2	1/0	0	0	0/0	0	1	1	3
6 N. Pesa	2	4	0	0/0	0	0	0/0	0	3	1	7
9 I. Danaifard	2	0	2	0/0	0	0	0/0	0	0	0	0
10 G. Reardon	1	1	0	0/0	0	0	0/0	0	0	1	1
11 K. Weller	2	7	2	0/0	0	0	0/0	0	2	4	8
12 B. Caskey	2	4	0	0/0	0	0	0/0	0	0	4	4
13 T. Saldana	2	0	2	0/0	0	0	0/0	0	0	1	1
14 L. Abrahams	2	13	2	0/0	0	0	0/0	1	7	2	16
17 A. Krupa	1	0	0	0/0	0	0	0/0	0	0	1	1
18 V. Moreland	2	1	0	0/0	0	0	0/0	0	0	1	1
19 D. Huson	2	2	0	0/0	0	0	0/0	0	0	1	1
20 I. Belfiore	2	2	0	0/0	0	0	0/0	0	1	0	2
TULSA	2	45	8	1/0	0	0	0/0	1	15	23	53
Opponent	2	41	2	0/0	2	1	0/0	1	12	12	36

*Bench penalty.

Goalkeepers	GP	MIN	SHA	SVS	GA	GAA	PK/T
0 W. DuBose	1	59.44	26	17	7	7.00	0/0
1 Z. Bilecki	1	60.00	15	9	4	4.00	0/0
3 B. Wallace	1	0.16	1	0	1	—	1/0
TULSA							
Opponent	2	120.00	45	28	15	7.50	0/0

RESULTS

GAME-BY-GAME

First Leg (at Tulsa)

Friday, January 21	Montreal	6	Tampa Bay	3
	Fort Lauderdale	8	Tulsa	4
Saturday, January 22	Montreal	8	Fort Lauderdale	6
	Tampa Bay	7	Tulsa	2

Second Leg (at St. Petersburg)

Friday, February 4	Fort Lauderdale	3	Montreal	6
	Tulsa	6	Tampa Bay	7
Saturday, February 5	Montreal	4	Tulsa	6
	Fort Lauderdale	6	Tampa Bay	10

Third Leg (at Tulsa)

Friday, February 11	Fort Lauderdale	5	Tampa Bay	7
	Montreal	7	Tulsa	8
Saturday, February 12	Montreal	5	Tampa Bay	4
	Fort Lauderdale	4	Tulsa	(OT) 5

Semi-Finals (at Montreal)

Friday, February 18	Tampa Bay	8	Tulsa	6
	Montreal	11	Fort Lauderdale	4
Sunday, February 20 —				
Consolation Final	Tulsa	9	Fort Lauderdale	4
Championship Final	Montreal	4	Tampa Bay (OT)	5

Final Standings (Round Robin)

	GP	W	L	F	A	BP	PTS
@ Montreal	6	4	2	36	31	18	42
@ Tampa Bay	6	4	2	38	30	18	42
Tulsa	6	3	3	32	37	15	32
Fort Lauderdale	6	1	5	32	40	14	20

@Montreal gained first place because it won both games against Tampa Bay in round robin.

**Points are awarded: six for a win, none for a loss. Bonus points are awarded for each goal after three and to a maximum of five.

ROUGHNECKS YEAR-BY-YEAR

1978 (Won 15, Lost 15)

Coaches: Bill Foulkes (8-9)
Alex Skotarek (7-6)

4/1	1	Detroit Express	2	L	5,872
4/8	2	Toronto Metros	0	W	10,412
4/16	0	at New York Cosmos	1	L	41,216
4/22	3	Seattle Sounders	1	W	11,216
4/27	1	Washington Diplomats	2	L	10,657
4/29	2	at Memphis Rogues	0	W	13,222
5/3	1	at Dallas Tornado	0	W	5,831
5/6	3	Oakland Stompers	0	W	8,583
5/13	0	at Washington Diplomats	4	L	6,646
5/18	0	Los Angeles Aztecs	1	L (SO)	6,021
5/24	0	at Rochester Lancers	3	L	4,834
5/27	3	Minnesota Kicks	2	W (OT)	7,026
6/1	4	at Houston Hurricane	2	W	4,306
6/4	2	Dallas Tornado	0	W	16,878
6/7	1	at Detroit Express	2	L (SO)	8,111
6/13	0	at California Surf	3	L	7,494
*6/15	3	Rochester Lancers	2	L	9,878
6/22	1	at Vancouver Whitecaps	5	L	10,524
6/24	1	at Seattle Sounders	0	W	19,166
6/29	4	Colorado Caribou	1	W	10,023
7/2	4	Chicago Sting	1	W	10,532
7/4	2	at Chicago Sting	5	L	4,084
7/8	0	Tampa Bay Rowdies	3	L	17,721
7/13	1	Portland Timbers	0	W	9,620
7/15	1	at Minnesota Kicks	0	W	24,097
7/20	2	Memphis Rogues	0	W	13,833
7/23	1	at Colorado Caribou	2	L	5,268
7/27	4	Houston Hurricane	0	W	19,898
7/30	1	at New England Tea Men	2	L	9,639
8/4	0	at Los Angeles Aztecs	1	L	3,822
PLAYOFFS					
8/10	1	at Minnesota Kicks	3	L	36,748
(*-Forfeited due to ineligible player)					

1979 (Won 14, Lost 16)

Coach: Alan Hinton

3/30	4	at Seattle Sounders	3	W (OT)	25,235
4/8	3	Minnesota Kicks	1	W	21,114
4/14	5	Rochester Lancers	2	W	12,363
4/21	3	Dallas Tornado	2	W	25,738
4/29	0	at Washington Diplomats	2	L	7,670
5/5	3	at Portland Timbers	4	L (OT)	9,519
5/12	1	Memphis Rogues	0	W	15,351
5/16	0	at Toronto Blizzard	1	L	3,312
5/20	1	at New York Cosmos	3	L	46,344
5/26	4	Philadelphia Fury	1	W	12,132
5/30	2	San Diego Sockers	0	W	10,731
6/3	2	at Minnesota Kicks	3	L	17,957
6/7	1	Vancouver Whitecaps	2	L	10,102
6/9	4	at Memphis Rogues	3	W	7,570
6/13	2	New York Cosmos	3	L	30,162
6/17	2	Houston Hurricanes	3	L (SO)	14,216
6/20	2	at Ft. Lauderdale Strikers	3	L (OT)	10,289
6/23	2	Los Angeles Aztecs	0	W	15,322
7/1	0	at Atlanta Chiefs	1	L (OT)	11,225
7/4	2	at Detroit Express	1	W (SO)	14,983
7/7	4	Toronto Blizzard	0	W	17,228
7/11	0	Portland Timbers	1	L	14,378
7/14	2	at Chicago Sting	3	L	7,430
7/18	2	Detroit Express	1	W	15,102
7/21	2	at San Jose Earthquakes	3	L	13,777
7/25	0	at Vancouver Whitecaps	1	L	21,196
7/28	2	Atlanta Chiefs	1	W	16,493
8/1	3	at Dallas Tornado	4	L	7,852
8/5	2	Chicago Sting	1	W	16,105
8/8	1	at Houston Hurricane	3	L	7,639

PLAYOFFS

8/15	2	Minnesota Kicks	1	W (OT)	14,105
8/19	2	at Minnesota Kicks	1	W (OT)	28,996
8/23	3	New York Cosmos	0	W	26,011
8/26	0	at New York Cosmos	3	L	76,031
	1	at New York Cosmos	3	L (MG)	76,031

1980 (Won 15, Lost 17)

Coach: Charlie Mitchell

3/29	1	at Houston Hurricane	0	W	7,319
4/5	2	Washington Diplomats	1	W	21,138
4/12	2	California Surf	3	L	14,730
4/19	1	at Detroit Express	0	W (SO)	9,107
4/26	2	New York Cosmos	1	W	30,822
5/3	1	at Los Angeles Aztecs	0	W	11,618
5/11	0	at Toronto Blizzard	2	L	10,287
5/17	2	New England Tea Men	1	W (SO)	26,177
5/24	2	Dallas Tornado	1	W	26,892
5/31	1	at Tampa Bay Rowdies	3	L	25,156
6/5	2	Ft. Lauderdale Strikers	1	W	17,831
6/8	0	Detroit Express	1	L	21,232
6/12	0	Los Angeles Aztecs	3	L	16,482
6/15	3	at Edmonton Drillers	1	W	14,120
6/22	3	Houston Hurricane	4	L (SO)	16,102
6/25	5	at Atlanta Chiefs	1	W	3,054
6/29	1	at Rochester Lancers	2	L	7,912
7/2	0	Seattle Sounders	1	L	23,102
7/4	1	at San Diego Sockers	2	L (SO)	39,102
7/9	4	at Minnesota Kicks	5	L	20,127
7/13	1	Minnesota Kicks	2	L	16,371
7/15	0	at Memphis Rogues	1	L	7,551
7/19	1	at Chicago Sting	7	L	10,469
7/24	5	Atlanta Chiefs	0	W	14,107
7/27	3	Memphis Rogues	0	W	16,882
7/30	1	at Washington Diplomats	5	L	14,148
8/2	3	Chicago Sting	1	W	18,112
8/6	1	at Seattle Sounders	4	L	19,383
8/9	2	at Portland Timbers	4	L	8,433
8/13	1	at Dallas Tornado	3	L	10,257
8/17	3	Rochester Lancers	2	W	16,481
8/21	2	Vancouver Whitecaps	0	W	20,132

PLAYOFFS

8/28	1	New York Cosmos	3	L	22,890
8/31	1	at New York Cosmos	8	L	40,285

1981 (Won 17, Lost 15)

Coaches: Charlie Mitchell (10-9)

Terry Hennessey (7-6)

3/28	2	at Tampa Bay Rowdies	0	W	25,343
4/4	2	at Dallas Tornado	1	W (OT)	7,580
4/11	2	Chicago Sting	3	L (OT)	26,181
4/18	1	Calgary Boomers	0	W	15,197
4/25	0	at Chicago Sting	1	L	6,574
5/2	3	at Portland Timbers	1	W	7,766
5/9	0	Minnesota Kicks	1	L (SO)	12,132
5/15	1	New York Cosmos	2	L (OT)	23,231
5/21	3	Montreal Manic	2	W (SO)	14,096
5/25	1	Washington Diplomats	2	L (SO)	14,897
5/31	3	at Washington Diplomats	2	W (OT)	8,484
6/4	2	Dallas Tornado	0	W	14,236
6/6	2	Jacksonville Tea Men	3	L	15,345
6/11	4	Seattle Sounders	1	W	17,007
6/14	3	at Calgary Boomers	2	W (OT)	11,138
6/17	2	at Montreal Manic	3	L (SO)	14,135
6/21	2	Toronto Blizzard	0	W	11,123
6/27	0	Portland Timbers	1	(L (SO)	19,232
7/1	0	at Minnesota Kicks	2	L	23,689
7/3	3	Toronto Blizzard	0	W	16,332
7/5	2	at New York Cosmos	3	L (OT)	33,673
7/8	2	at Vancouver Whitecaps	3	L (SO)	25,935
7/12	2	at Edmonton Drillers	4	L	9,214
7/15	1	at Minnesota Kicks	2	L (OT)	13,303
7/18	2	Dallas Tornado	0	W	15,520
7/25	3	Edmonton Drillers	1	W	17,732
7/30	3	Vancouver Whitecaps	2	W	14,844
8/1	0	at Seattle Sounders	1	L	12,692
8/8	2	Chicago Sting	1	W	20,189

8/13	2	Minnesota Kicks	0	W	17,841
8/15	1	at Dallas Tornado	0	W	4,958
8/19	4	at Chicago Sting	5	L (SO)	16,895

PLAYOFFS

8/22	1	Minnesota Kicks	3	L	16,205
8/26	0	at Minnesota Kicks	1	L	10,722

1982 (Won 16, Lost 16)

Coach: Terry Hennessey

4/3	1	at Tampa Bay Rowdies	3	L	27,379
4/10	1	Montreal Manic	0	W	15,182
4/17	0	at Toronto Blizzard	1	L	10,429
4/24	3	Jacksonville Tea Men	2	W	12,132
4/29	3	at Seattle Sounders	4	L (OT)	5,815
5/1	2	at Chicago Sting	3	L	7,780
5/8	2	New York Cosmos	3	L (SO)	21,118
5/15	2	at San Diego Sockers	1	W	8,114
5/22	3	at Jacksonville Tea Men	0	W	8,307
5/29	2	Ft. Lauderdale Strikers	4	L	14,182
6/2	0	at Tampa Bay Rowdies	2	L	12,109
6/5	2	Tampa Bay Rowdies	0	W	14,332
6/10	2	Chicago Sting	4	L	13,392
6/12	2	at San Jose Earthquakes	3	L	15,546
6/16	5	at Edmonton Drillers	1	W	3,167
6/18	3	Jacksonville Tea Men	2	W (SO)	10,166
6/23	1	at Montreal Manic	0	W (SO)	16,905
6/26	1	Seattle Sounders	4	L	13,874
7/4	2	at Ft. Lauderdale Strikers	3	L (OT)	18,124
7/6	4	Portland Timbers	0	W	14,090
7/8	3	Ft. Lauderdale Strikers	1	W	15,476
7/15	3	Tampa Bay Rowdies	0	W	14,527
7/17	5	Toronto Blizzard	1	W	14,751
7/24	1	Edmonton Drillers	0	W (OT)	16,097
7/28	0	at Portland Timbers	2	L	6,058
7/31	2	at Vancouver Whitecaps	3	L (SO)	15,921
8/4	1	Vancouver Whitecaps	2	L	12,572
8/7	5	at Jacksonville Tea Men	0	W	5,522
8/11	3	San Diego Sockers	4	L	13,354
8/15	2	at Ft. Lauderdale Strikers	1	W	10,512
8/18	1	at New York Cosmos	3	L	28,638
8/21	2	San Jose Earthquakes	0	W	16,256

PLAYOFFS

8/25	0	at New York Cosmos	5	L	23,917
8/28	1	New York Cosmos	0	W	15,817
9/1	0	at New York Cosmos	1	L	24,209

ROUGHNECK YEAR-BY-YEAR CATEGORY LEADERS

GAMES PLAYED

YEAR	PLAYER	TOTAL
1978	Don O'Riordan	30
1979	Sammy Chapman	30
1980	Johannes Edvaldsson	32
1981	Johannes Edvaldsson	32
1982	Barry Wallace	32

MINUTES PLAYED

1978	Don O'Riordan	2,734
1979	Sammy Chapman	2,738
1980	Johannes Edvaldsson	2,970
1981	Johannes Edvaldsson	2,982
1982	Barry Wallace	2,734

GOALS

1978	Billy Caskey	11
1979	Wayne Hughes	12
1980	Johannes Edvaldsson	12
1981	Duncan McKenzie	14
1982	Laurie Abrahams	17

ASSISTS

1978	Nino Zec	9
1979	Alan Woodward	12
1980	Jorgen Kristensen & Alan Woodward	10
1981	Duncan McKenzie	16
1982	David Bradford	11

TOTAL POINTS

1978	Billy Caskey	30
1979	Wayne Hughes	33
1980	Johannes Edvaldsson	32
1981	Duncan McKenzie	44
1982	Laurie Abrahams	44

SHOTS

1978	Billy Caskey	81
1979	Alan Woodward	78
1980	Billy Caskey	80
1981	Duncan McKenzie & Dean Neal	105
1982	Laurie Abrahams	85

FOULS

1978	Billy Caskey	78
1979	Sammy Chapman	73
1980	Billy Caskey	99
1981	Billy Caskey	75
1982	Billy Caskey	52

SAVES

1978	Colin Boulton	155
1979	Colin Boulton	253
1980	Gene DuChateau	103
1981	Zeljko Bilecki	93
1982	Winston DuBose	159

SHUTOUTS

1978	Colin Boulton	10
1979	Colin Boulton	3
1980	Gene DuChateau	6
1981	Zeljko Bilecki	8
1982	Winston DuBose	9

GOALS-AGAINST AVERAGE

1978	Colin Boulton	1.39
1979	Gene DuChateau	1.54
1980	Gene DuChateau	1.55
1981	Zeljko Bilecki	1.33
1982	Winston DuBose	1.67

ALL-TIME REGULAR SEASON CATEGORICAL LEADERS

GAMES PLAYED

YEARS	PLAYER	TOTAL
1978,80-82	Victor Moreland	114
1978,80-82	Billy Caskey	108
1980-82	Barry Wallace	89
1978-81	Alex Skotarek	68
1980-81	Johannes Edvaldsson	64

MINUTES PLAYED

1978-81	Alex Skotarek	10,282
1978,80-82	Victor Moreland	10,173
1978,80-82	Billy Caskey	8,214
1980-82	Barry Wallace	7,561
1980-81	Johannes Edvaldsson	5,952

GOALS

1978,80-82	Billy Caskey	29
1979,82	Laurie Abrahams	27
1980-81	Johannes Edvaldsson	17
1981	Duncan McKenzie	14
1978,80-82	Victor Moreland	13

ASSISTS

1980-82	Barry Wallace	26
1979-81	Alan Woodward	23
1978,80-82	Billy Caskey	22
1979,82	Laurie Abrahams	16
1981	Duncan McKenzie	16
1978,80-82	Victor Moreland	16

TOTAL POINTS

1978,80-82	Billy Caskey	80
1979,82	Laurie Abrahams	70
1980-82	Barry Wallace	50
1980-81	Johannes Edvaldsson	47
1979-81	Alan Woodward	47

GOALS-AGAINST AVERAGE (Min. 20 games)

1981-82	Zeljko Bilecki	1.33
1979-80	Gene DuChateau	1.57
1978-79	Colin Boulton	1.62
1982	Winston DuBose	1.67

SHUTOUTS

1978-79	Colin Boulton	13
1981-82	Zeljko Bilecki	9
1982	Winston DuBose	9
1979-80	Gene DuChateau	7

ROUGHNECK COACHING RECORDS

YEAR	COACH	WON-LOST	PCT.	NASL FINISH
1978	Bill Foulkes	8-9	.470	—
	Alex Skotarek	7-6	.538	2nd in NC-Central Div.
1979	Alan Hinton	14-16	.466	3rd in NC-Central Div.
1980	Charlie Mitchell	15-17	.468	3rd in NC-Central Div.
1981	Charlie Mitchell	10- 9	.526	—
	Terry Hennessey	7- 6	.538	3rd in Central Division
1982	Terry Hennessey	16-16	.500	2nd in Southern Division

ROUGHNECK INDIVIDUAL RECORDS

SINGLE GAME/OFFENSIVE

Most goals: 3, Wayne Hughes vs. Dallas 4/21/79
Most assists: 3, Jorgen Kristensen vs. Rochester 8/17/80;
Johannes Edvaldsson vs. Minnesota 7/9/80; David Nish vs. Toronto 7/7/79;
Alan Woodward vs. Minnesota 4/8/79; Brian Smith vs. Colorado 6/29/78.
Most points: 6, Wayne Hughes vs. Dallas (3G, OA) 4/21/79
Most shots: 12, Duncan McKenzie @ Chicago 4/25/81
Most fouls: 12, Victor Moreland vs. Houston 6/22/80
Most goals in half: 2, by several players
Most assists in half: 3, Johannes Edvaldsson vs. Minnesota (2nd) 7/9/80
Most points in half: 5, Johannes Edvaldsson vs. Minnesota (2nd) 7/9/80
Most shots in half: 8, Duncan McKenzie @ Chicago (1st) 4/25/81
Most fouls in half: 7, Billy Caskey vs. Ft. Lauderdale (1st) 6/5/80
Fastest goal: 1:07, Nejevo Pesa vs. Vancouver 8/4/82
Latest goal: 89:57, Don Droege vs. New York 5/8/82
Quickest goal by a substitute: 0:25 Todd Saldana @ Jacksonville 8/7/82
Quickest assist by a substitute: 1:45, Dean Neal vs. Toronto 7/3/81
Quickest 2 goals by a player: 3:01, Jimmy Redfern vs. Chicago 7/2/78
Quickest 3 goals by a player: 57:49, Wayne Hughes vs. Dallas 4/21/79
Quickest caution: 3:09, Don O'Riordan vs. New York 8/23/79
Quickest ejection: 27:00, Dean Neal vs. Montreal 5/21/81

SINGLE SEASON/OFFENSIVE

Most goals: 17, Laurie Abrahams, 1982
Most assists: 16, Duncan McKenzie, 1981
Most points: 44, Laurie Abrahams, 1982; Duncan McKenzie, 1981.
Most shots: 105, Duncan McKenzie and Dean Neal, 1981
Most fouls: 99, Billy Caskey, 1980
Most consecutive games scoring goal(s): 4, Garnett Moen (5G) 6/4-14/81;
4, Wayne Hughes (6G) 3/30-4/21/79.
Most consecutive games scoring point(s): 9, Laurie Abrahams (8G, 5A
21 PT), 5/26-6/23/79
Most game-winning goals: 5, Laurie Abrahams, 1982; Billy Caskey, 1980.
Most games scoring 1 or more goals: 12, Laurie Abrahams, 1982
Most games scoring 2 or more goals: 5, Laurie Abrahams, 1982
Most games scoring 3 or more goals: 1, Wayne Hughes, 1980
Overtime goals: 2, Duncan McKenzie, 1981
Most shootout attempts: 7, Duncan McKenzie, 1981
Most shootout goals: 4, Laurie Abrahams, 1982
Most cautions: 8, Alan Dugdale, 1980
Most ejections: 2, George Gibbs, 1981; Stojan Nikolic, 1978.
Most games played: 32, Barry Wallace, 1982; Johannes Edvaldsson, 1981
and 1980.
Most games started: 32, Johannes Edvaldsson, 1981 and 1980
Most minutes played: 2,982, Johannes Edvaldsson, 1981
Most games as substitute: 16, Alex Skotarek, 1980
Most points by a goalkeeper: 2, Colin Boulton, 1978
Most assists by a goalkeeper: 2, Colin Boulton, 1978

CAREER/OFFENSIVE

Most goals: 29, Billy Caskey, 1978, 80-82
Most assists: 26, Barry Wallace, 1980-82
Most points: 80, Billy Caskey, 1978, 80-82
Most shots: 218, Billy Caskey, 1978, 80-82
Most games scoring assist(s): 16, Barry Wallace, 1980-82
Most games scoring 1 or more goals: 26, Billy Caskey, 1978, 80-82
Most games scoring 2 or more goals: 7, Laurie Abrahams, 1979, 82
Most games scoring 3 or more goals: 1, Wayne Hughes, 1979
Most game-winning goals: 12, Billy Caskey, 1978, 80-82

ROUGHNECK INDIVIDUAL PLAYOFF RECORDS

SINGLE GAME/OFFENSIVE

Most goals: 2, Roger Davies vs. New York 8/23/79; Alan Woodward vs. Minnesota 8/15/79
Most assists: 1, several times
Most points: 4, Roger Davies vs. New York 8/23/79; Alan Woodward vs. Minnesota 8/15/79
Most shots: 7, Alan Woodward (twice) and Roger Davies, 1979
Most fouls: 6, Joe Morrone @ Minnesota 8/26/81; Sammy Chapman vs. Minnesota 8/15/79
Most cautions: 1, held by several players
Most penalty kick attempts: 2, Wayne Hughes vs. Minnesota 8/15/79
Most penalty kicks made: None to date

SINGLE GAME/GOALKEEPER

Fewest goals allowed (regulation only): 0, Winston DuBose vs. New York 8/28/82; Jack Brand vs. New York 8/23/79
Fewest goals allowed (regulation & 'OT): 0, Zeljko Bilecki @ Minnesota 8/26/81
Most goals allowed: 8, Gene DuChateau @ New York 8/31/80
Most saves: 11, Winston DuBose @ New York 9/1/82
Fewest saves: 2, Jack Brand vs. New York 8/28/79

SINGLE SERIES/OFFENSIVE

Most goals: 2, Billy Caskey vs. New York, 1980; Roger Davies vs. New York, 1979; Alan Woodward vs. Minnesota, 1979
Most assists: 2, Wayne Hughes, Minnesota-New York, 1979
Most points: 5, Roger Davies and Alan Woodward, Minnesota-New York, 1979
Most shots: 19, Alan Woodward, Minnesota-New York, 1979
Most fouls: 14, Don O'Riordan, Minnesota-New York, 1979
Most cautions: 2, Terry Darracott and Roger Davies and Don O'Riordan, Minnesota-New York, 1979
Most penalty kick attempts: 2, Wayne Hughes vs. Minnesota, 1979
Most penalty kicks made: None to date

SINGLE SERIES/GOALKEEPER

Fewest goals allowed in 1-team series: 2, Jack Brand vs. Minnesota, 1979
Fewest goals allowed in 2-team series: 8, Jack Brand, Minnesota-New York, 1979
Most goals allowed: 11, Gene DuChateau vs. New York, 1980
Best goals-against average: 1.60 (5 games) Jack Brand, Minnesota-New York, 1979
Fewest saves in 1-team series: 6, Zeljko Bilecki vs. Minnesota, 1981
Fewest saves in 2-team series: 14, Jack Brand, Minnesota-New York, 1979
Most saves (any series length): 25, Winston DuBose vs. New York, 1982
Most shutouts (any series length): 1, Winston DuBose vs. New York, 1982; Jack Brand vs. New York, 1979
Most consecutive scoreless minutes: 178:22, Winston DuBose vs. New York, 1982

CAREER/OFFENSIVE & GENERAL

Most appearances: 8, Victor Moreland, 1978, 80-82
Most starts: 8, Victor Moreland, 1978, 80-82
Most minutes: 735, Victor Moreland, 1978, 80-82
Most goals: 4, Billy Caskey, 1978, 80-82
Most assists: 2, Wayne Hughes, 1979
Most points: 8, Billy Caskey, 1978, 80-82
Most shots: 29, Alan Woodward, 1979-81
Most fouls: 20, Don O'Riordan, 1978-79
Most penalty kick attempts: 2, Wayne Hughes, 1979
Most penalty kicks made: None to date

ROUGHNECK TEAM RECORDS

SINGLE GAME/OFFENSIVE

Most goals: 5 (6 times), @ Edmonton 6/16/82; vs. Toronto 7/17/82; @ Jacksonville 8/7/82; vs. Atlanta 7/24/80; @ Atlanta 6/25/80; vs. Rochester 4/14/79
Most goals by 2 teams: 9 (3 times), (4 Tulsa @ 5 Chicago) 8/19/81; (4 Tulsa @ 5 Minnesota) 7/9/80; (1 Tulsa @ 8 NY) 8/31/80
Largest victory margin: 5 @ Jacksonville (5-0) 8/7/82; vs. Atlanta (5-0) 7/24/80
Shortest time to score 2 goals: 1:41 vs. Toronto 7/17/82
Shortest time to score 3 goals: 4:14 @ Minnesota 7/9/80
Shortest time to score 4 goals: 14:40 vs. Toronto 7/17/82
Shortest time to score 5 goals: 52:40 @ Edmonton 6/16/82
Most shots: 36 vs. Oakland 5/6/78
Most shots in half: 25 (1st half) vs. Oakland 5/6/78
Most shots by 2 teams (regulation): 50, (29 Tulsa @ 21 New York) 7/5/81; (14 Tulsa @ 36 Chicago) 7/19/80
Most shots by 2 teams (regulation & OT): 54, (32 Tulsa @ 22 New York) 7/5/81
Fewest shots by Roughnecks: 5 @ Montreal 6/23/82
Fewest shots by Roughnecks in half: 1 (2nd half) @ Montreal 6/23/82
Fewest shots by opponent: 2 by Minnesota 5/9/81
Fewest shots by opponent in half: 0 (1st) by Minnesota 5/9/81
Most corner kicks: 16 vs. Houston 7/27/78
Most corner kicks in half: 11 (2nd half) vs. Calgary 4/18/81; (2nd half) vs. San Diego 5/30/79
Most fouls: 41 vs. Seattle 7/2/80
Most fouls by 2 teams: 70 (29 Seattle vs. 41 Tulsa) 7/2/80
Most fouls in half: 20 (1st half) vs. New York 4/26/80
Fewest fouls: 6 @ New York 7/5/81
Fewest fouls by 2 teams: 16 (6 Tulsa @ 10 New York) 7/5/81; (8 Vancouver vs. 8 Tulsa) 8/21/80
Fewest fouls in half: 1 (2nd half) @ New York 7/5/81
Most cautions: 4 @ Dallas 8/13/80; @ Portland 8/9/80; vs. Los Angeles 6/23/79; vs. Chicago 7/2/78
Most cautions by 2 teams: 7 (3 New York vs. 4 Tulsa) 8/28/82; (3 LA vs. 4 Tulsa) 6/23/79; (3 Chicago vs. 4 Tulsa) 7/2/78
Most cautions in half: 4 (2nd half) @ Portland 8/9/80; (1st half) vs. Los Angeles 6/23/79
Most ejections: 1 several times
Most ejections by 2 teams: 3 (2 Montreal vs. 1 Tulsa) 5/21/81
Most goals allowed (season): 7 @ Chicago 7/19/80
Most goals allowed (playoff): 8 @ New York 8/31/80
Largest defeat margin (season): 6 (1 Tulsa @ 7 Chicago) 7/19/80
Largest defeat margin (playoff): 7 (1 Tulsa @ 8 New York) 8/31/80

SINGLE SEASON/OFFENSIVE & DEFENSIVE

Most goals scored: 67, 1982
Fewest goals scored: 49, 1978
Most goals allowed: 56, 1979
Fewest goals allowed: 46, 1978
Most assists: 94, 1982
Most scoring points: 228, 1982
Most shots: 542, 1979
Most corner kicks: 230, 1980
Most penalty kick attempts by Tulsa: 9, 1979
Most penalty kicks made by Tulsa: 8, 1979
Most penalty kick attempts by opponents: 6, 1982
Most penalty kicks made by opponents: 5, 1982
Most shootout attempts by Tulsa: 37, 1981
Most shootout goals by Tulsa: 14, 1981
Most shootout attempts by opponents: 38, 1981
Most shootout goals by opponents: 20, 1981
Most own goals scored by Tulsa: 2, 1978
Most own goals scored by opponents: 1, 1980 and 1979
Most fouls: 651, 1981
Fewest fouls: 503, 1982
Most cautions: 42, 1980
Fewest cautions: 31, 1979
Most ejections: 6, 1981
Fewest ejections: 0, 1982

SINGLE SEASON/GENERAL

Most victories: 17, 1981
Fewest victories: 14, 1978
Most defeats: 17, 1980
Fewest defeats: 15, 1981 and 1978
Best won/lost record: 17-15 (.531), 1981
Worst won/lost record: 14-16 (.466), 1978
Most standing points: 154, 1981
Fewest standing points: 132, 1978
Longest winning streak: 5 games, (7/6 to 7/24/82)
Longest losing streak: 7 games, (6/29 to 7/19/80)
Most consecutive home victories: 6, 1981
Most consecutive road victories: 3, 1981 and 1980
Most consecutive home defeats: 5, 1980
Most consecutive road defeats: 8, 1980
Most overtime games played: 6, 1981
Most overtime games won: 2, 1981
Most overtime games lost: 4, 1981
Most shootout games played: 7, 1981
Most shootout games won: 2, 1980
Most shootout games lost: 6, 1981
Best home record: 11-4 (.733), 1979
Worst home record: 10-6 (.625), 1982 and 1981 and 1980
Best road record: 7-9 (.437), 1981
Worst road record: 3-12 (.250), 1979

ROUGHNECK TEAM PLAYOFF RECORDS

SINGLE GAME/OFFENSIVE

Most goals: 3 vs. New York 8/23/79
Most assists: 4 vs. New York 8/23/79
Most points: 10 vs. New York 8/23/79
Most goals in half: 2 (1st half) vs. New York 8/23/79
Most points in half: 7 (1st half) vs. New York 8/23/79
Most shots: 27 vs. Minnesota 8/15/79
Most corner kicks: 9 vs. Minnesota 8/22/81
Most corner kicks in half: 5 (2nd half) vs. Minnesota 8/22/81
Most penalty kicks attempted: 2 vs. Minnesota 8/15/79
Most penalty kicks made: None to date
Most shootout attempts: 6 @ Minnesota 8/26/81
Most shootout goals: 4 @ Minnesota 8/26/81

SINGLE GAME/GOALKEEPING

Fewest goals allowed (regulation only): 0 vs. New York 8/28/82; vs. New York 8/23/80
Fewest goals allowed (regulation & OT): 0 @ Minnesota 8/26/81
Most goals allowed: 8 @ New York 8/31/80
Fewest saves: 2 vs. New York 8/28/79
Most saves: 11 @ New York 9/1/82
Most shootout attempts by opponent: 6 by Minnesota 8/26/81
Most shootout goals by opponent: 5 by Minnesota 8/26/81

SERIES/OFFENSIVE

Most goals: 8 vs. Minnesota-New York, 1979
Most assists: 7 vs. Minnesota-New York, 1979
Most points: 23 vs. Minnesota-New York, 1979
Most shots: 64 vs. Minnesota-New York, 1979
Most corner kicks: 17 vs. Minnesota, 1981
Most penalty kicks attempted: 2 vs. Minnesota, 1979
Most penalty kicks made: None to date
Most shootout attempts: 6 vs. Minnesota, 1981
Most shootout goals: 4 vs. Minnesota, 1981

SERIES/GOALKEEPING

Fewest goals allowed in 1-team series: 4 vs. Minnesota, 1981
Fewest goals allowed in 2-team series: 8 vs. Minnesota-New York, 1979
Most goals allowed: 11 vs. New York, 1980
Best goals-against average (any series length): 1.50 (6 games) vs. Minnesota-New York, 1979
Most consecutive shutout minutes: 178:22 vs. New York, 1982
Most shootout attempts: 6 by Minnesota, 1981
Most shootout goals: 5 by Minnesota, 1981

SERIES/GENERAL

Best won/lost record: 3-2 (60%) vs. Minnesota-New York, 1979
Worst won/lost record: 0-2 (0%) vs. Minnesota, 1981; vs. New York, 1980
Best home record: 2-0 vs. Minnesota-New York, 1979
Best road record: 1-2 vs. Minnesota-New York, 1979
Worst home record: 0-1 vs. Minnesota, 1981; vs. New York, 1980
Worst road record: 0-2 vs. New York, 1979
Most overtime games played: 2 vs. Minnesota, 1979
Most overtime games won: 2 vs. Minnesota, 1979
Most overtime games lost: None to date
Most shootout games played: 1 vs. Minnesota, 1981
Most shootout games won: None to date
Most shootout games lost: 1 vs. Minnesota, 1981

REGULAR SEASON MONTH-BY-MONTH

YEAR	MAR.	APRIL	MAY	JUNE	JULY	AUG.	RECORD
1978	0-0	3-3	3-3	4-4	5-4	1-1	15-15
1979	1-0	3-1	3-3	2-5	4-5	1-2	14-16
1980	1-0	4-1	3-2	3-4	2-7	3-3	15-17
1981	1-0	2-2	3-3	4-3	4-5	3-2	17-15
1982	0-0	2-3	2-3	4-4	5-3	3-3	16-16
TOTALS	3-0	14-10	14-14	17-20	20-24	11-11	77-79

ROUGHNECKS HOME & AWAY RECORDS

YEAR	HOME W/L	PCT.	AWAY W/L	PCT.	TOTAL W/L	PCT.
1978	10-5	.666	5-10	.333	15-15	.500
1979	11-4	.733	3-12	.200	14-16	.466
1980	10-6	.625	5-11	.312	15-17	.468
1981	10-6	.625	7-9	.437	17-15	.531
1982	10-6	.625	6-10	.375	16-16	.500

ROUGHNECK TOP 20 CAREER SCORING

PLAYER/POSITION	YEARS	GP	G	A	PT
1. Billy Caskey/F	1978,80-82	108	29	22	80
2. Laurie Abrahams/F	1979,82	46	27	16	70
3. Barry Wallace/D	1980-82	89	12	26	50
4. Johannes Edvaldsson/D	1980-81	64	17	13	47
5. Alan Woodward/F	1979-81	47	12	23	47
6. Duncan McKenzie/M	1981	31	14	16	44
7. Victor Moreland/D-M	1978,80-82	114	13	16	42
8. Wayne Hughes/M	1979	29	12	9	33
9. Dean Neal/F	1981	31	12	8	32
10. Franz Gerber/F	1982	27	11	10	32
11. Nino Zec/F	1978	28	9	9	27
12. Joe Morrone/M	1981-82	37	9	7	25
13. Roger Davies/F	1979	22	8	7	23
14. David Bradford/M	1982	27	5	11	21
15. Jimmy Redfern/F	1978	29	8	4	20
16. Steve Earle/F	1978-80	44	7	6	20
17. David Nish/D	1979	28	6	8	20
18. Garnett Moen/F	1981	25	7	5	19
19. Bill Sautter/F	1978-79	40	6	5	17
20. Njego Pesa/F	1982	13	4	8	16

TULSA ROUGHNECK

ALL-TIME ROSTER

(Outdoor Season & Playoff Matches)

NO.	PLAYER	POS.	YEARS	GP
12-14	ABRAHAMS, Laurie	F	1979,82	47
0	ALLEN, Delroy	G	1981	5
4	ASTIGARRAGA, Ruben	M	1979	7
16	BAHR, Matt	D	1978	2
5	BARASIC, Radoslav	D	1978	12
2	BARKER, Mickey	D	1978	4
1	BILECKI, Zeljko	G	1981-82	32
14	BOLITHO, Bob	D	1980	14
1	BOULTON, Colin	G	1978-79	46
2	BOURAZANIS, Yannis	D	1978	1
10	BRADFORD, David	M	1982	30
1	BRAND, Jack	G	1979	9
11	BUSBY, Viv	F	1980	19
12	CASKEY, Billy	F	1978,80-81-82	114
5	CHAPMAN, Sammy	D	1979	35
19	COHEN, Neil	D	1979	4
8	COLLINS, Doug	M	1978	4
9	DANAIFARD, Iraj	M	1979-80-81-82	49
11	DANGERFIELD, Chris	F	1978	1
3	DARRACOTT, Terry	D/M	1979	34
20	DAVIDSON, Duncan	F	1981	9
11	DAVIES, Roger	F	1979	27
20	DAVIES, Ron	F	1978	4
2	DOVEDAN, Milan	D	1978	1
2	DROEGE, Don	D	1982	18
0	DuBOSE, Winston	G	1982	35
0	DuCHATEAU, Gene	G	1979-80	37
2	DUGDALE, Alan	D	1980-81	37
5	EAGAN, Kevin	D	1980-81	43
8	EARLE, Steve	F	1978-79-80	49
4	EDVALDSSON, Johannes	D	1980-81	68
21	GARCIA, Richie	M	1980	0
10	GAZONAS, Billy	M	1978-79-80	63
7	GERBER, Franz	F	1982	29
13	GIBBS, George	D	1981	20
22	GOTTBRECHT, Bert	D	1980	0
6	GRIFFITHS, Clive	D	1980	16
16	HANDLAN, Kevin	M	1978	2
20	HUBER, Don	F	1979-80	3
6	HUGHES, Wayne	M	1979	34
22	HUNTER, Paul	D	1981	21
19	HUSON, Dave	D	1982	31
14	IRVING, David	F	1980	7
21	JASIC, Vladimir	D	1978	2
23	KEANE, Tim,	M	1980	1
17	KELLY, Jimmy	M	1980-81	38
4	KOUTSOUKOS, Tasso	M/F	1982	14
16	KRISTENSEN, Jorgen	M/F	1980	13
17	KRUPA, Adam	M	1982	12
11	LUKIC, Dusan	M	1978	6
8	McCREERY, David	M	1981-82	50
19	McDONALD, Ken	D	1979	0
11	McGRATH, Chris	M/F	1981-82	43
10	McKENZIE, Duncan	M	1981	33
17	McKEOWN, Jim	D	1978	16
6	MITCHELL, Charlie	D	1978	25
20	MITCHELL, Kenny	F	1978	3
19	MOEN, Garnett	F	1981	25
2	MOORE, Terry	D	1982	17
18	MORELAND, Victor	D/M	1978,80-81-82	122
6	MORRONE, Joe	M	1981-82	47
14	NEAL, Dean	F	1981	33
8	NIKEZIC, Peter	F	1978	2
3	NIKOLIC, Stojan	D	1978	21

2	NISH, David	D/M	1979	33
4-18	O'RIORDAN, Don	D/M	1978-79	57
19	ORD, Tommy	F	1980	13
22	OWCHARUK, Nick	G	1979	0
23	PEROVIC, Vukan	F	1978	8
6	PESA, Njego	F	1982	16
11	PESIC, Tomislav	F	1978	2
0	PHILLIPS, Randy	G	1982	0
16	POWELL, Steve	D	1979	24
17-15	RALBOVSKY, Steve	M	1979-82	23
7	REDFERN, Jimmy	F	1978	29
9	ROBB, David	F	1980	14
5	ROENTVED, Kim	D	1982	18
4	ROWLAND, John	D	1979	68
14	RYAN, Greg	D	1979	20
13	SALDANA, Todd	M	1982	3
19-13	SAUTTER, Bill	F	1978-79	40
15	SKOTAREK, Alex	D	1978-79-80-81	69
14	SMITH, Brian	M	1978	20
25	TURIN, Paul	G	1980	9
4	TWELLMAN, Tim	D	1982	21
16	TYMA, John	F	1982	4
9	VAN DEN HAN, Harry	F	1980	3
14	VILLA, Greg	F	1979	12
5	WALDRON, Colin	D	1978	11
3	WALLACE, Barry	D	1980-81-82	96
22	WALLACE, Darryl	G	1978-79	4
7	WOODWARD, Alan	F	1979-80-81	56
21	YBARRA, Rudy	F	1979	0
9	ZEC, Ninoslav	M	1978	28

ROUGHNECK

1978-83 COLLEGE DRAFT

PLAYER	POS.	SCHOOL	ROUND	PICK
1978				
Billy Gazonas*	M	Hartwick College (NY)	1	3
Jim McKeown	D	Rider College (NJ)	1	14
Darryl Wallace	G	Simon-Fraser Univ.	2	40
Dave Ferrel	D	Delaware Univ.	2	44
Duncan McDonald	F	Hartwick College (NY)	4	74
Jim Boyle	F	Univ. of San Francisco	4	86
Bill Sautter	F	Temple Univ.	#	##
1979				
Ty Keough +	M	St. Louis Univ.	1	8
Greg Ryan +	D	Southern Methodist Univ.	2	27
Ken McDonald	D	Penn State Univ.	2	31
Larry Nees	F	Chico State College (Cal)	3	54
Don Huber	F	St. Louis Univ.	3	73
Dom Pagano	F	St. Peter's College (NJ)	84	
1980				
Paul Turin +	G	Univ. of South Carolina	2	25
Tim Keane	M	Rollins College (Fl)	2	46
Bert Gottbrecht	M	Lock Haven State (Pa)	4	84
Richie Garcia	D	Brockport State (NY)	4	85
1981				
Joe Morrone* +	M	Univ. of Connecticut	1	1
1982				
Armando Betancourt* +	F	Univ. of Indiana	1	2
John Hayes	F	St. Louis Univ.	1	4
1983				
Gerry Reardon +	M	Adelphi Univ. (NY)	2	21
Lou Karbiener +	M	Penn State Univ.	3	25
Terry Bellinger	F	Rutgers Univ.	4	36

*—Hermann Trophy Winner

+ —All-American

#—Picked in NASL Secondary Draft

ROUGHNECK ATTENDANCE RECORDS

	1978	1979	1980	1981	1982
Total Home Att.	168,179	286,499	316,593	274,012	232,037
Avg. Home Att.	11,211	16,852	19,787	17,125	14,502
Largest Home Crowd	19,898	30,162	30,822	26,131	21,118
Smallest Home Crowd	5,872	10,102	14,107	12,132	10,166

MONTH-BY-MONTH/1982	GMS	TOTAL	AVERAGE
April	2	27,134	13,657
May	2	35,300	17,650
June	4	51,764	12,941
July	5	74,761	14,952
August	3	42,182	14,060
Playoffs	1	15,817	15,817

MONTH-BY-MONTH/1981	GMS	TOTAL	AVERAGE
April	2	41,378	20,689
May	4	64,356	16,089
June	4	65,820	16,455
July	4	64,428	16,107
August	2	38,030	19,105
Playoffs	1	16,205	16,205

MONTH-BY-MONTH/1980	GMS	TOTAL	AVERAGE
April	3	66,690	22,230
May	2	53,069	26,534
June	4	71,647	17,911
July	4	70,462	17,615
August	3	54,725	18,242
Playoffs	1	22,890	22,890

MONTH-BY-MONTH/1979	GMS	TOTAL	AVERAGE
April	3	59,215	19,738
May	3	38,114	12,704
June	4	69,802	17,450
July	4	63,201	15,800
August	1	16,105	16,105
Playoffs	2	40,116	20,058

MONTH-BY-MONTH/1978	GMS	TOTAL	AVERAGE
April	4	38,157	9,539
May	3	21,630	7,210
June	3	36,779	12,259
July	5	71,604	14,320
August	—	—	—
Playoffs	—	—	—

10 LARGEST SKELLY STADIUM CROWDS (*—Playoff games)

1. 30,822	Sat.	4/28/80	vs. New York
2. 30,162	Wed.	6/13/79	vs. New York
3. 26,892	Sat.	5/24/80	vs. Dallas
4. 26,181	Sat.	4/18/81	vs. Chicago
5. 26,177	Sat.	5/17/80	vs. New England
*6. 26,011	Thu.	8/23/79	vs. New York
7. 25,738	Sat.	4/21/79	vs. Dallas
8. 23,231	Fri.	5/15/81	vs. New York
*9. 22,890	Thu.	8/28/80	vs. New York
10. 21,232	Sun.	6/ 8/80	vs. Detroit

5 SMALLEST SKELLY STADIUM CROWDS

1. 5,872	Sat.	4/ 1/78	vs. Detroit
2. 6,021	Wed.	5/18/78	vs. Los Angeles
3. 7,026	Sat.	5/27/78	vs. Minnesota
4. 8,583	Sat.	5/ 6/78	vs. Oakland
5. 9,620	Thu.	7/13/78	vs. Portland

1982 SEASON ATTENDANCE FACTS

1982 Home Season Attendance	232,037
1982 Road Season Attendance	200,356
1982 Total Season Attendance	432,393
1982 Home Playoff Attendance	15,817
1982 Road Playoff Attendance	48,126
1982 Total Playoff Attendance	63,943

MISCELLANEOUS ATTENDANCE RECORDS

Best Home Game Attendance	— 30,822 vs. New York 4/26/80
Best Road Game Attendance	— 76,031 @ New York 8/26/80
Best Home Playoff Game Attendance	— 26,011 vs. New York 8/23/79
Best Road Playoff Game Attendance	— 76,031 @ New York 8/26/80
Best Home Season Attendance	— 316,593, 1980
Best Road Season Attendance	— 232,502, 1981
Best Home Playoff Attendance	— 40,116 (2 games), 1979
Best Road Playoff Attendance	— 105,027 (2 games), 1979
Best Home & Road Season Attendance	— 534,636, 1980
Smallest Home Game Attendance	— 5,872 vs. Detroit 4/1/78
Smallest Road Game Attendance	— 3,054 @ Atlanta 6/25/80
Best Opening Day Home Attendance	— 26,181 vs. Chicago 4/11/81
Total Home Attendance (1978 through 1982)	— 1,277,311
Average Home Attendance (1978 through 1982, 83 matches)	— 15,389

MEDIA SERVICE DIRECTORY

NEWSPAPER — Tulsa

TULSA TRIBUNE

315 S. Boulder — Tulsa, OK 74103 581-8400
Mike Sowell (SE) Steve Schoenfeld

TULSA WORLD

315 S. Boulder — Tulsa, OK 74103 581-8355
Bill Connors (SE), Charlie Smith, Randy Kreheiel

TELEVISION — Tulsa

KTUL-TV (8-ABC)

P.O. Box 8 — Tulsa, OK 74101 446-3351
Ray Tucker NEWS-446-3719

KOTV-TV (6-CBS)

P.O. Box 6 — Tulsa, OK 74101 582-6666
Bill Teegens NEWS-582-9554

KJRH-TV (2-NBC)

P.O. Box 3002 — Tulsa, OK 74101 743-2222
Jerry Webber NEWS-742-2663

RADIO — Tulsa

KRMG (AM-740)

7136 S. Yale — Tulsa, OK 74136 493-7400
Bill Land

KRAV (FM 96)

1638 S. Carson — Tulsa, OK 74119 585-5555
Bob Carpenter NEWS-582-9696

KELI (AM 1430)

9191 E. Skelly Dr. — Tulsa, OK 74129 622-1430
Sports DJ-583-5354

KVOO (AM 1170)

3701 S. Peoria — Tulsa, OK 74105 743-7814
Jack Campbell NEWS-743-6461

KWEN (FM 95)

1502 S. Boulder — Tulsa, OK 74119 582-9500
Sports DJ-583-5936

KMYO (FM 92)

9191 E. Skelly Dr. 622-1430
Sports

WIRES

Associated Press

Dayton Blair (days) or Gill Broyles (nights)
584-4346 or 405/236-0663 Sundays or Mondays

United Press International

J. B. Blosser
405/524-3344 nights or weekends

Reuters 212/582-4036

Sportsticker 800/431-2602 or 914/725-3477

NEWSPAPER — Oklahoma City

DAILY OKLAHOMAN

500 N. Broadway — OKC 73114 405/232-3311
Sports Editor

OKC TIMES

500 N. Broadway — OKC 73114 405/232-3311
Sports Editor

TELEVISION — Oklahoma City

KWTV (9-CBS)

7401 N. Kelley — OKC 74114 405/843-6641
Sports Director NEWS-405/843-6731

KOCO (5-ABC)

P.O. Box 14555 — OKC 73113 405/478-3000
Sports Director

KTVY (4-NBC)

500 E. Britton — OKC 73114 405/478-1212
Sports Editor NEWS-405/478-0959

RADIO — Oklahoma City

KTOK (AM-1000)

P.O. Box 1000 — OKC 73101 405/840-5271
Sports Director NEWS-405/842-8665

KOMA (AM 1520)

P.O. Box 1520 — OKC 73101 405/794-1573
Sports Director NEWS-405/794-5565

NEWSPAPER — State of Oklahoma

Claremore Progress

(Sports Editor)
P.O. Box 248
Claremore, OK 74017
341-1101

Muskogee Phoenix

(Sports Editor)
214 Wall Street
Muskogee, OK 74401
682-3311

Cushing Daily Citizen

(Sports Editor)
P.O. Box 1031
Cushing, OK 74023
225-3333

Stillwater Daily News

(Sports Editor)
P.O. Box 2288
Stillwater, OK 74076
405/372-5000

Southwest Times-Record

(Sports Editor)
P.O. Box 1359
Ft. Smith, AR 72902
501/785-7700

Norman Daily Transcript

(Sports Editor)
P.O. Drawer 1058
Norman, OK 73070
405/321-1800

Broken Arrow Daily Ledger

(Sports Editor)
P.O. Box 307
Broken Arrow, OK 74012
258-6688

Miami News-Record

(Sports Editor)
P.O. Box 940
Miami, OK 74354
542-5508

Sapulpa Herald

(Sports Editor)
P.O. Box 1370
Sapulpa, OK 74066
224-5185

Pryor Daily Times

(Sports Editor)
P.O. Box 308
Pryor, OK 74361
825-3292

Vinita Daily Journal

(Sports Editor)
P.O. Drawer C
Vinita, OK 74301
256-6422

Enid Daily Eagle

(Sports Editor)
P.O. Box 1192
Enid, OK 73702
405/233-6600

TULSA ACCOMMODATIONS

HOTELS

- *WILLIAMS PLAZA582-9000
2 Williams Center (3rd and Main)
- HILTON INN622-7000
5000 E. Skelly Drive (I-44 at Yale)
- CROSSWINDS INN665-6800
8201 E. Skelly Drive
I-44 at Memorial

RESTAURANTS

- MONTAGUE'S582-9000 X 2254
Williams Plaza Hotel
- STEAK AND ALE
- 51st and Yale496-3610
71st and Memorial252-1575
- INTERURBAN
- 717 S. Houston585-3134
71st and Yale494-4816
- STUSSELL'S250-7336
8023 E. 63rd Pl.

TAXIS

- Checker Cab587-6611
Service Cab425-5584
Yellow Cab582-6161

CAR RENTALS

- Avis664-4600
Budget836-3761
Hertz836-6561
National587-1121
Thrifty838-3333

ROUGHNECKS ON TV AND RADIO

TULSA CABLE CHANNEL 17/ "IT" IN-HOME THEATRE

By special arrangements, the Roughnecks will have 10 road matches and 2 home matches carried on Tulsa Cable Television's Channel 17 and "IT" In-Home Theatre. This will provide nearly all of northeastern Oklahoma with the chance to catch the excitement of Roughneck soccer.

Bob Carpenter, the "Voice of Roughneck Soccer," returns for his 6th season of NASL soccer in Tulsa. Carpenter is the sports director for KRAV-FM/KGTO-AM Radio in Tulsa. His soccer insights are nationally respected, as he has worked for the ESPN, USA and WTBS cable systems on NASL soccer. He was part of USA's announcing crew for Soccer Bowl 82 in San Diego. Carpenter, a soccer player himself, has also done play-by-play and color commentary on Tulsa University football and basketball, Tulsa Driller baseball, professional rodeo, PGA golf and ORU Titan basketball.

All radio and TV coverage of Roughneck soccer features complete statistics on teams and individuals, along with insights into soccer on a local, area, national and international level.

KRMG RADIO (740 AM)

Recognized throughout the Southwest as "Oklahoma's Sports Leader," KRMG Radio is proud to carry all 30 Roughneck matches during the regular season, as well as all playoff matches. Roughneck soccer is in its 6th season on Radio 74 and one of the most popular broadcasts of its entire sports schedule. Sports director Bill Land returns for his 2nd Roughneck season behind the mikes, his first doing play-by-play. He's no stranger to soccer, having covered the MISL's Wichita Wings while doing radio and tv sports in Wichita before coming to Tulsa. Land is the play-by-play voice of Oral Roberts University Titan basketball broadcasts on KRMG, as well as hosting the popular, 2-hour nightly sports talk show, "Sportsline."

Former Roughneck defender and NASL veteran Kevin Eagan makes his debut in outdoor color commentary this season on KRMG. A 5-year veteran of the NASL with Tulsa, Tampa Bay and New York, Eagan was a hit with Roughneck followers during the 1983 NASL Grand Prix of Indoor Soccer with his concise, informative analysis of the matches. Joining Land and Eagan are veteran statisticians Elven Lindblad (in his 6th season) and Michelle Keener (in her 5th season), keeping up the numbers and providing other interesting sidelights.

STADIUM INFORMATION



SKELLY STADIUM — Home of the Roughnecks: Skelly Stadium is located in the southeastern corner of the University of Tulsa campus with a seating capacity of 41,000 soccer fans. It has been the home pitch for the Tulsa Roughnecks of the North American Soccer League since they came to the Oil Capital in 1978.

Skelly Stadium has been the site of Senior Bowls 81 and 82, the all-star game for American collegiate soccer and proving ground for future NASL players. It is the home of the University of Tulsa's Golden Hurricane football team, the Oklahoma Thunder of the American Football Association, the site for regular-season and championship high school football, summer orchestra concerts, evangelical meetings and once even hosted a baseball exhibition game with the St. Louis Cardinals.

Built in 1930, Skelly Stadium originally seated 17,000 fans. Expansion drives in 1947 and 1965 brought Skelly's seating capacity to its present level of 41,000 fans.

It is bordered on the south by 11th Street, 8th Street on the north, Florence Avenue on the west and Gary Avenue on the east. It lies one mile south of the Interstate 244 (Crosstown Expressway) and is only five minutes from either downtown Tulsa or Tulsa International Airport. The Broken Arrow Expressway (U.S. Highway 64 and Oklahoma Highway 51) is a mile south of the stadium, giving access to downtown Tulsa or the thriving southeastern areas of the city.

PRESS BOX: Level 1 is for working press only, as well as clock operator, PA announcer and statistics crew. Food and drinks are available 1 hour before kickoff for press and staff only. Located on level 2 are the radio booths and the VIP room. Level 3 is open air, and is available for TV crews or as a photo deck. (See listings below for specific locations.) Press box opens 2 hours before kickoff.

CREDENTIALS: Media representative on assignment who do not hold press credentials for the season should request single game credentials by writing or calling the Roughnecks PR department at least 2 working days in advance. Credentials will be left for pick up at the press box elevator door (west side of stadium) 2 hours before kickoff.

PHOTOGRAPHERS: Field photographers should pick up credentials at elevator door, enter press gate and go directly to the field. Photographers are asked to avoid both team benches as much as possible — only passing behind the visitors bench (east side) and completely avoiding the Roughnecks bench (west side). Photographers are required to work from a distance at least 2 yards from the field.

LOCKER ROOMS: Admission to the locker rooms is gained only with that game's official Roughnecks credential. Both locker rooms will be opened to the press 10 minutes after the end of the game. No one will be admitted to either locker room before the game.

COPY TRANSMISSION: A Xerox 400-1 Telecopier will be available at every game. The press box will close no later than 1 hour after the end of the game. If your post-game reporting will take longer, please notify the Roughnecks PR department in advance.

PHONES: Incoming calls should be made to 918/582-1905 or 918/582-1915. A working phone has been installed for the visiting PR director (918/582-1918). All media wishing a phone exclusively for their use should contact Southwestern Bell.

LOCATIONS:

Home Radio	Radio/TV 2
Visiting Radio	Radio/TV 3
TV	Level 3
TV Truck	Florence Avenue (west side)
Press Parking	Across Florence Avenue
Home Locker Room	Northwest corner of field
Visiting Locker Room	Northeast corner of field

1983 ROUGHNECKS TICKET INFORMATION

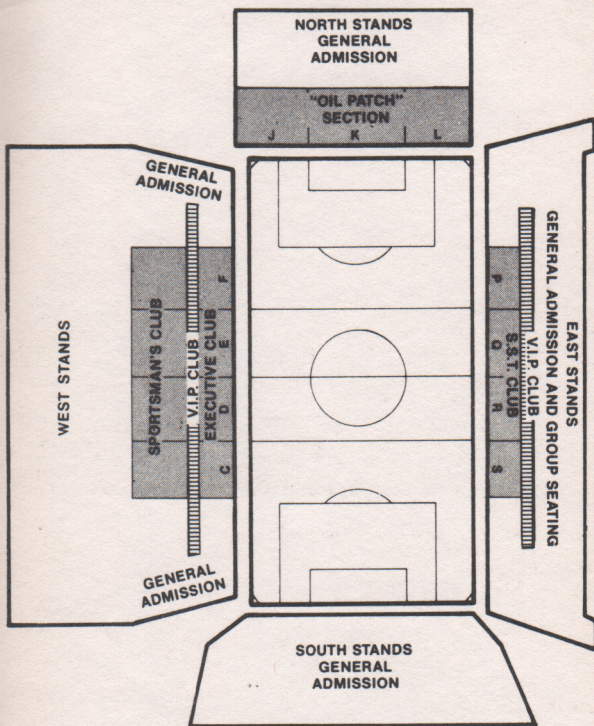
ALL QT STORES

(South End & North End General Admission)

SKELLY STADIUM

(Day of Game Only — West Side Window — 3A —
Florence Avenue —
12:00 P.M. 'TIL KICK OFF)

Skelly Stadium Seating Chart HOME OF THE TULSA ROUGHNECKS



RESERVED SEAT AND GENERAL ADMISSION INFORMATION

- WEST STANDS:** RESERVED (Executive Club Area): Adults \$8; Child \$5
RESERVED (Sportsman's Club Area): Adults \$7; Child \$4
GENERAL ADMISSION: Adults \$6; Child \$4
- EAST STANDS:** RESERVED (SST Club Area): Adults \$8; Child \$5
GENERAL ADMISSION: Adults \$7; Child \$4
- NORTH STANDS:** GENERAL ADMISSION: \$4 (Adult & Child)
- SOUTH STANDS:** GENERAL ADMISSION: \$4 (Adult & Child)

GROUP TICKET INFORMATION:
CALL THE TICKET OFFICE (494-4625)
(Minimum of 20 persons for Group Rate)

KEN'S PIZZA HAS A GREAT DEAL FOR SOCCER FANS



INTRODUCING KEN'S FILL-IT-UP CUP.

Buy one filled with your favorite soft drink for only 69¢. Then every time you eat at Ken's bring your Fill-It-Up Cup. *And we'll refill it free when you make a food purchase. Again and again and again. Ken's Fill-It-Up Cup. Stop by and get yours today.*



THE PIZZA THAT
BRINGS YOU BACK

